

hnRNP G Rabbit mAb

Catalog No: #57273

Package Size: #57273-1 50ul #57273-2 100ul

Orders: order@signalwayantibody.com

Support: tech@signalwayantibody.com

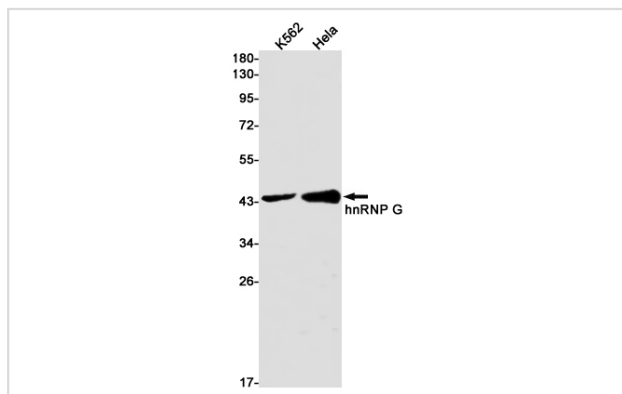
Description

Product Name	hnRNP G Rabbit mAb
Host Species	Rabbit
Clonality	Monoclonal
Isotype	Rabbit IgG
Applications	WB IHC ICC
Species Reactivity	Human
Immunogen Description	A synthetic peptide of human hnRNP G
Other Names	RBMX; HNRPG; RBMXP1; RNA-binding motif protein; X chromosome; Glycoprotein p43; Heterogeneous nuclear ribonucleoprotein G; hnRNP G
Accession No.	Swiss-Prot:P38159 Gene ID:27316
Uniprot	P38159
GeneID	27316;
Calculated MW	42 kDa
SDS-PAGE MW	42 kDa
Formulation	50mM Tris-Glycine(pH 7.4), 0.15M NaCl, 40% Glycerol, 0.01% Sodium azide and 0.05% BSA
Storage	Store at 4°C short term. Aliquot and store at -20°C long term. Avoid freeze/thaw cycles.

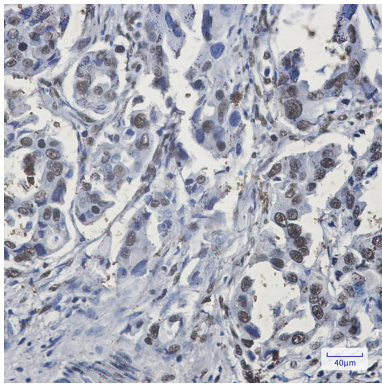
Application Details

WB: 1/500-1/1000 IHC: 1/50-1/100 ICC: 1/50-1/200

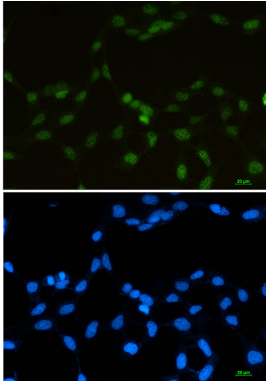
Images



Western blot analysis of hnRNP G in K562, HeLa lysates using hnRNP G antibody.



Immunohistochemistry analysis of paraffin-embedded Human lung cancer tissue using hnRNP G antibody. High-pressure and temperature Sodium Citrate pH 6.0 was used for antigen retrieval.



Immunocytochemistry analysis of hnRNP G (green) in 293T using hnRNP G antibody, and DAPI(blue).

Note: This product is for in vitro research use only