

MTHFR Rabbit mAb

Catalog No: #57294

Package Size: #57294-1 50ul #57294-2 100ul

Orders: order@signalwayantibody.com

Support: tech@signalwayantibody.com

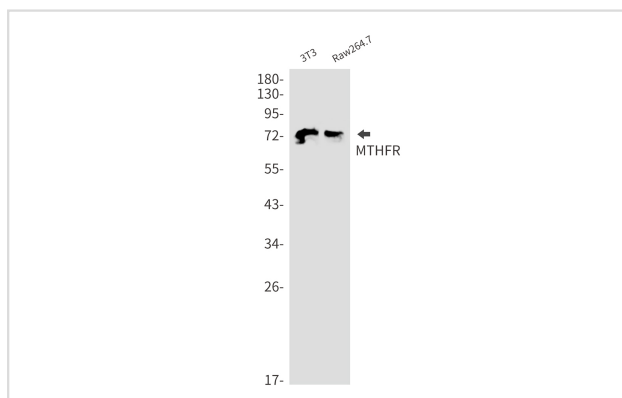
Description

Product Name	MTHFR Rabbit mAb
Host Species	Rabbit
Clonality	Monoclonal
Isotype	Rabbit IgG
Applications	WB IP ICC
Species Reactivity	Human,Mouse
Immunogen Description	Recombinant protein of human MTHFR
Other Names	MTHFR; Methylenetetrahydrofolate reductase
Accession No.	Swiss-Prot:P42898 Gene ID:4524
Uniprot	P42898
GeneID	4524;
Calculated MW	75 kDa
SDS-PAGE MW	75 kDa
Formulation	50mM Tris-Glycine(pH 7.4), 0.15M NaCl, 40% Glycerol, 0.01% Sodium azide and 0.05% BSA
Storage	Store at 4°C short term. Aliquot and store at -20°C long term. Avoid freeze/thaw cycles.

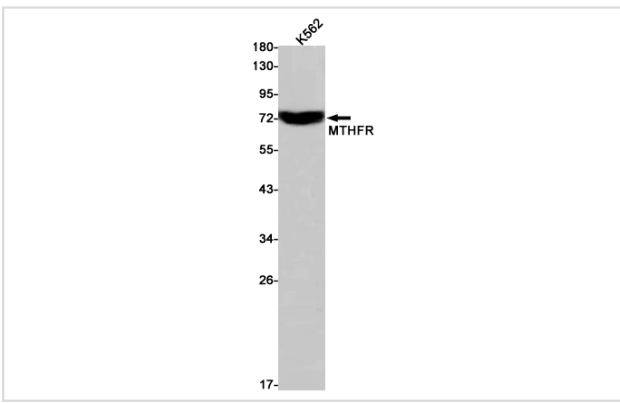
Application Details

IP: 1/20WB: 1/500-1/1000ICC: 1/50-1/200

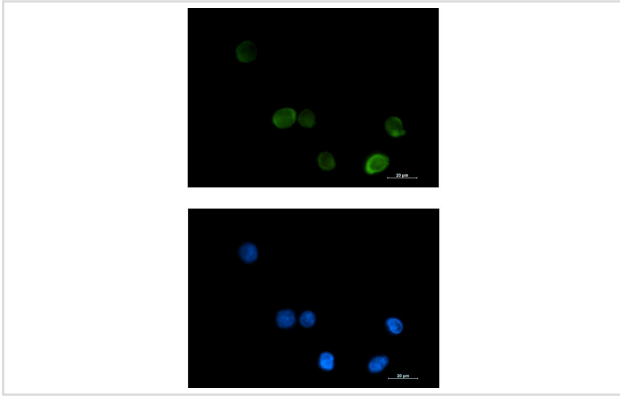
Images



Western blot analysis of MTHFR in 3T3, Raw264.7 lysates using MTHFR antibody.



Western blot analysis of MTHFR in K562 lysates using MTHFR antibody



Immunocytochemistry analysis of MTHFR (green) in K562 using MTHFR antibody, and DAPI (blue).

Note: This product is for in vitro research use only