

## NDUFB10 Rabbit mAb

Catalog No: #57301

Package Size: #57301-1 50ul #57301-2 100ul

Orders: order@signalwayantibody.com

Support: tech@signalwayantibody.com

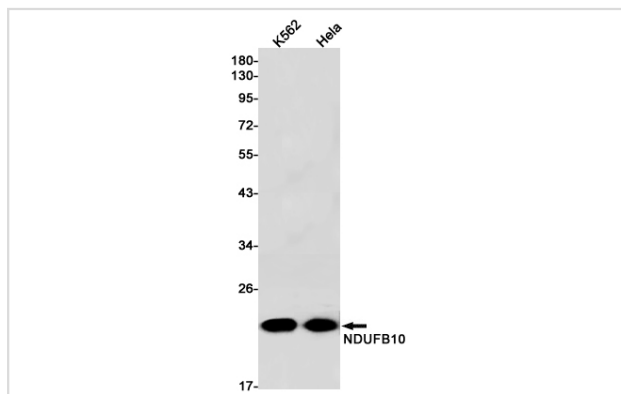
## Description

Product Name	NDUFB10 Rabbit mAb
Host Species	Rabbit
Clonality	Monoclonal
Isotype	Rabbit IgG
Applications	WB IHC IP ICC
Species Reactivity	Human
Immunogen Description	Recombinant protein of human NDUFB10
Other Names	NDUFB10; NADH dehydrogenase [ubiquinone] 1 beta subcomplex subunit 10; Complex I-PDSW; CI-PDSW; NADH-ubiquinone oxidoreductase PDSW subunit
Accession No.	Swiss-Prot:O96000 Gene ID:4716
Uniprot	O96000
GeneID	4716;
Calculated MW	21 kDa
SDS-PAGE MW	21 kDa
Formulation	50mM Tris-Glycine(pH 7.4), 0.15M NaCl, 40% Glycerol, 0.01% Sodium azide and 0.05% BSA
Storage	Store at 4°C short term. Aliquot and store at -20°C long term. Avoid freeze/thaw cycles.

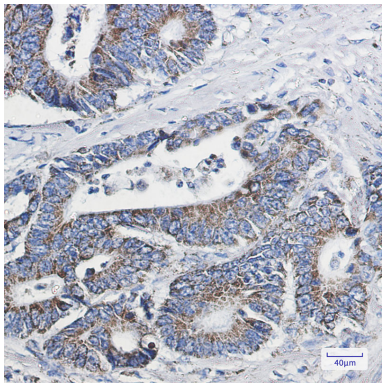
## Application Details

IP:1/20WB: 1/500-1/1000IHC: 1/50-1/100ICC: 1/50-1/200

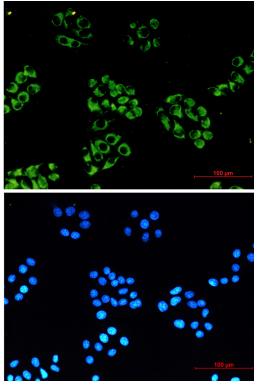
## Images



Western blot analysis of NDUFB10 in K562, HeLa lysates using NDUFB10 antibody.



Immunohistochemistry analysis of paraffin-embedded Human colon cancer using NDUFB10 antibody. High-pressure and temperature Sodium Citrate pH 6.0 was used for antigen retrieval.



Immunocytochemistry analysis of NDUFB1 (green) in HeLa using NDUFB1 antibody, and DAPI (blue)

---

Note: This product is for in vitro research use only