

NEK9 Rabbit mAb

Catalog No: #57302

Package Size: #57302-1 50ul #57302-2 100ul

Orders: order@signalwayantibody.com

Support: tech@signalwayantibody.com


Description

Product Name	NEK9 Rabbit mAb
Host Species	Rabbit
Clonality	Monoclonal
Isotype	Rabbit IgG
Applications	WB IHC ICC
Species Reactivity	Human,Rat
Immunogen Description	A synthetic peptide of human NEK9
Other Names	NC; APUG; NERCC; LCCS10; NERCC1
Accession No.	Swiss-Prot:Q8TD19 Gene ID:91754
Uniprot	Q8TD19
GeneID	91754;
Calculated MW	107 kDa
SDS-PAGE MW	107 kDa
Formulation	50mM Tris-Glycine(pH 7.4), 0.15M NaCl, 40% Glycerol, 0.01% Sodium azide and 0.05% BSA
Storage	Store at 4°C short term. Aliquot and store at -20°C long term. Avoid freeze/thaw cycles.

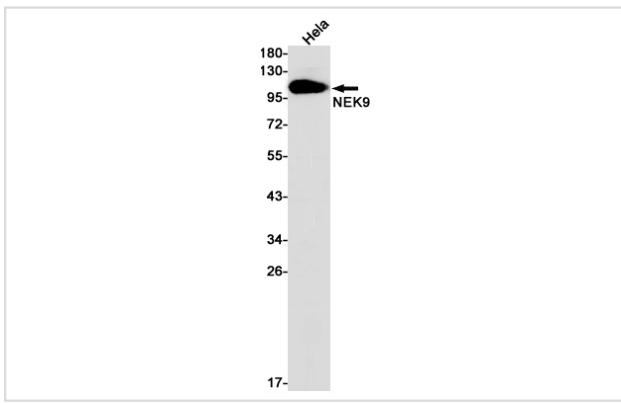
Application Details

WB: 1/500-1/1000IHC: 1/50-1/100ICC: 1/50-1/200

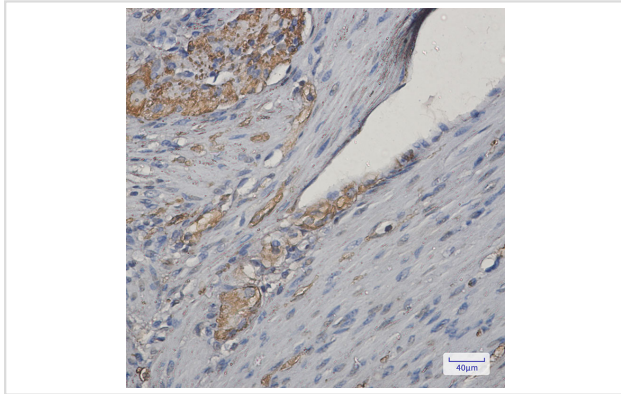
Images



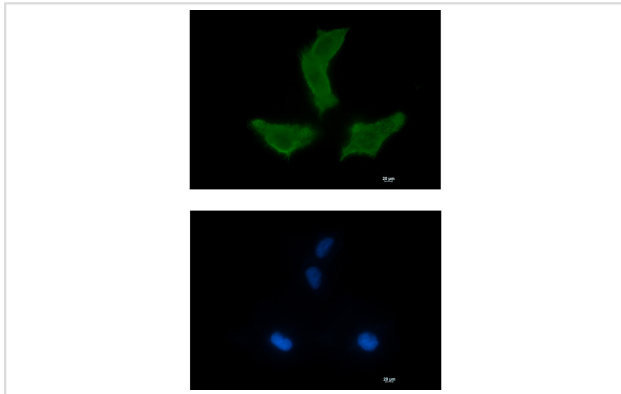
Western blot analysis of NEK9 in rat skeletal muscle lysates using NEK9 antibody.



Western blot analysis of NEK9 in HeLa lysates using NEK9 antibody



Immunohistochemistry analysis of paraffin-embedded Human colon cancer using NEK9 antibody. High-pressure and temperature Sodium Citrate pH 6.0 was used for antigen retrieval.



Immunocytochemistry analysis of NEK9 (green) in HT-1080 using NEK9 antibody, and DAPI (blue).

Note: This product is for in vitro research use only