

p27 Kip 1 Rabbit mAb

Catalog No: #57386

Package Size: #57386-1 50ul #57386-2 100ul

Orders: order@signalwayantibody.com

Support: tech@signalwayantibody.com


Description

Product Name	p27 Kip 1 Rabbit mAb
Host Species	Rabbit
Clonality	Monoclonal
Isotype	Rabbit IgG
Applications	WB IHC IP
Species Reactivity	Human,Mouse
Immunogen Description	Recombinant protein of mouse p27 KIP 1
Other Names	p27; Kip1; p27Kip1; AA408329; AI843786
Accession No.	Swiss-Prot:P46414 Gene ID:12576
Uniprot	P46414
GeneID	12576;
Calculated MW	22 kDa
SDS-PAGE MW	27 kDa
Formulation	50mM Tris-Glycine(pH 7.4), 0.15M NaCl, 40% Glycerol, 0.01% Sodium azide and 0.05% BSA
Storage	Store at 4°C short term. Aliquot and store at -20°C long term. Avoid freeze/thaw cycles.

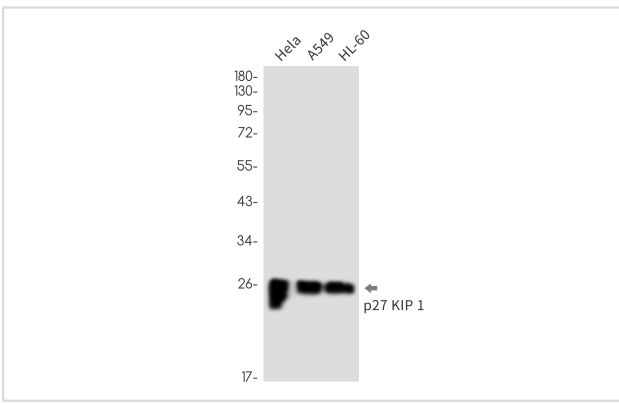
Application Details

IP:1/20WB: 1/500-1/1000IHC: 1/50-1/100

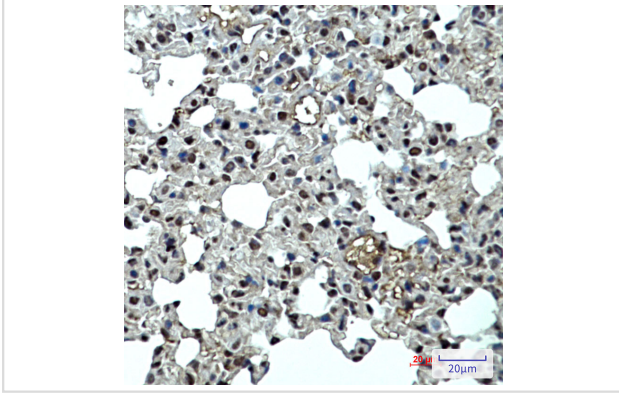
Images



Western blot analysis of p27 KIP 1 in 3T3 lysates using p27 KIP 1 antibody.



Western blot analysis of p27 KIP 1 in HeLa, A549, HL-60 lysates using p27 KIP 1 antibody



Immunohistochemistry analysis of paraffin-embedded mouse lung using p27 Kip 1 antibody. High-pressure and temperature Sodium Citrate pH 6.0 was used for antigen retrieval.

Note: This product is for in vitro research use only