

CD9 Rabbit mAb

Catalog No: #58730

Package Size: #58730-1 50ul #58730-2 100ul

Orders: order@signalwayantibody.com

Support: tech@signalwayantibody.com

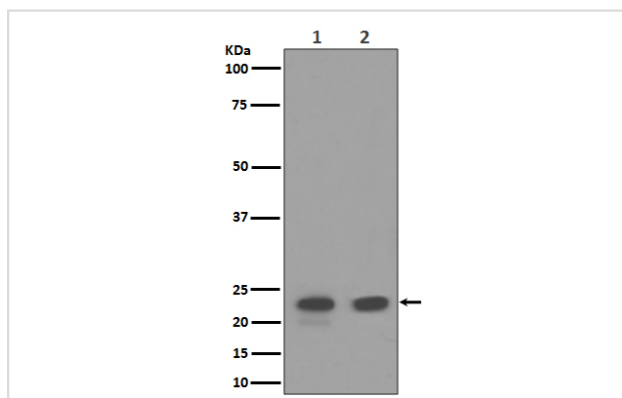
Description

Product Name	CD9 Rabbit mAb
Host Species	Rabbit
Clonality	Monoclonal
Isotype	Rabbit IgG
Purification	Affinity-chromatography
Applications	WB IHC ICC/IF IP FC
Species Reactivity	Human Mouse Rat
Specificity	CD9 Antibody detects endogenous levels of total CD9
Immunogen Description	A synthesized peptide derived from human CD9
Other Names	CD9 antigen; p24; Leukocyte antigen MIC3; Motility-related protein; .MRP-1; Tetraspanin-29; Tspan-29; MIC3; TSPAN29;
Accession No.	Uniprot:P21926
Uniprot	P21926
Formulation	Rabbit IgG in phosphate buffered saline , pH 7.4, 150mM NaCl, 0.02% sodium azide and 50% glycerol.
Storage	Store at +4°C short term. Store at -20°C long term. Avoid freeze / thaw cycle.

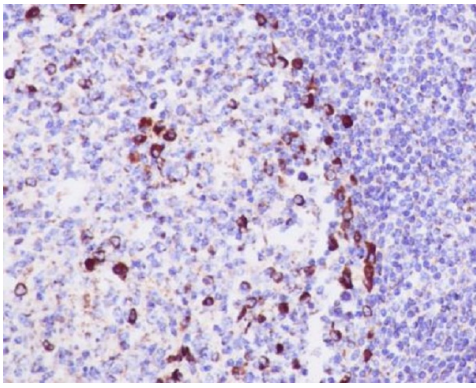
Application Details

WB 1:1000~1:5000 IHC 1:100~1:500 ICC/IF 1:50~1:200 IP 1:50 FC 1:50

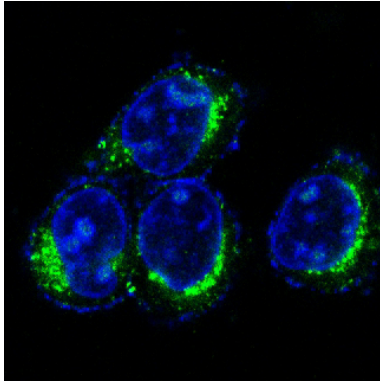
Images



Western blot analysis of CD9 expression in (1)HACAT cell lysate ;(2)HepG2 cell lysate.



Immunohistochemical analysis of paraffin-embedded human tonsil, using CD9 Antibody.



Immunofluorescent analysis of HeLa cells, using CD9 Antibody

Product Description

Involved in platelet activation and aggregation. Regulates paranodal junction formation. Involved in cell adhesion, cell motility and tumor metastasis. Required for sperm-egg fusion.

Background

Involved in platelet activation and aggregation. Regulates paranodal junction formation. Involved in cell adhesion, cell motility and tumor metastasis. Required for sperm-egg fusion.

Note: This product is for in vitro research use only