

hnRNP K Rabbit mAb

Catalog No: #58915

Package Size: #58915-1 50ul #58915-2 100ul

Orders: order@signalwayantibody.comSupport: tech@signalwayantibody.com

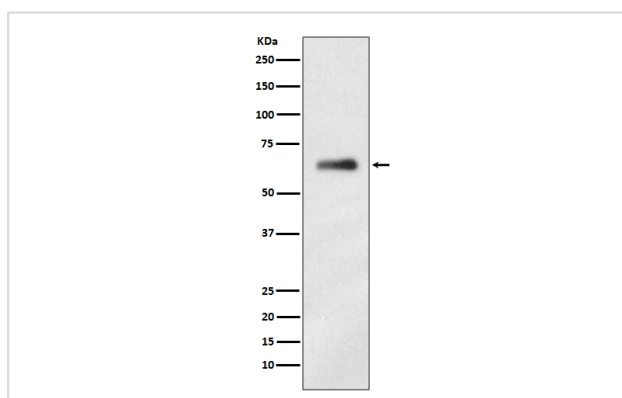
Description

Product Name	hnRNP K Rabbit mAb
Host Species	Rabbit
Clonality	Monoclonal
Isotype	Rabbit IgG
Purification	Affinity-chromatography
Applications	WB IHC ICC/IF IP
Species Reactivity	Human Mouse Rat
Specificity	hnRNP K Antibody detects endogenous levels of hnRNP K
Immunogen Description	A synthesized peptide derived from human hnRNP K
Other Names	65 kDa phosphoprotein; CSBP; TUNP; HNRNPK; HNRPK; DC-stretch binding protein; hnRNP-K;
Accession No.	Uniprot:P61978
Uniprot	P61978
Calculated MW	60kDa
Formulation	Rabbit IgG in phosphate buffered saline , pH 7.4, 150mM NaCl, 0.02% sodium azide and 50% glycerol.
Storage	Store at +4°C short term. Store at -20°C long term. Avoid freeze / thaw cycle.

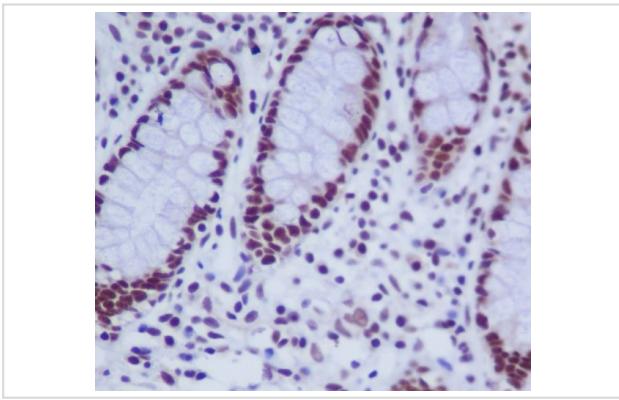
Application Details

WB 1:5000~1:10000 IHC 1:50~1:200 ICC/IF 1:50~1:200 IP 1:20

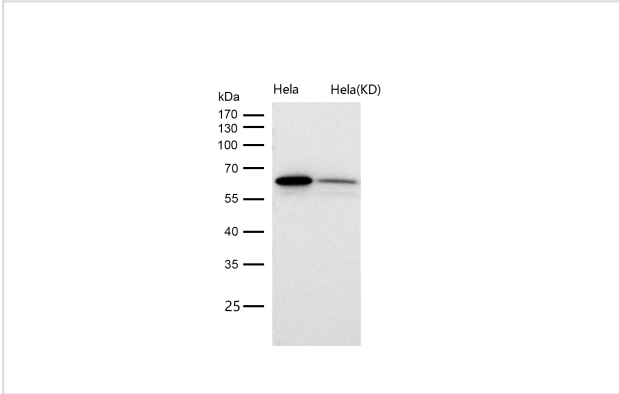
Images



Western blot analysis of hnRNP K expression in Jurkat cell lysate.



Immunohistochemical analysis of paraffin-embedded human colon, using hnRNP K Antibody.



All lanes use the Antibody at 1:5K dilution for 1 hour at room temperature.

Product Description

Facilitate pre-mRNA processing and transport of mRNA from the nucleus to cytoplasm. hnRNP K contains three unique structural motifs termed KH domains that bind poly(C) DNA and RNA sequences. Intricate architecture enables hnRNP K to facilitate mRNA biosynthesis, transcriptional regulation, and signal transduction. Research studies have shown that cytoplasmic hnRNP K expression is increased in oral squamous cell carcinoma and pancreatic cancer, and may be a potential prognostic factor.

Background

Facilitate pre-mRNA processing and transport of mRNA from the nucleus to cytoplasm. hnRNP K contains three unique structural motifs termed KH domains that bind poly(C) DNA and RNA sequences. Intricate architecture enables hnRNP K to facilitate mRNA biosynthesis, transcriptional regulation, and signal transduction. Research studies have shown that cytoplasmic hnRNP K expression is increased in oral squamous cell carcinoma and pancreatic cancer, and may be a potential prognostic factor.

Note: This product is for in vitro research use only