

p63 Rabbit mAb

Catalog No: #58940

Package Size: #58940-1 50ul #58940-2 100ul

Orders: order@signalwayantibody.com

Support: tech@signalwayantibody.com

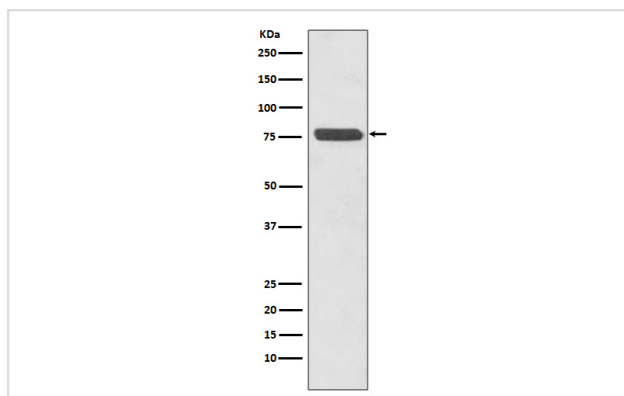
Description

Product Name	p63 Rabbit mAb
Host Species	Rabbit
Clonality	Monoclonal
Isotype	Rabbit IgG
Purification	Affinity-chromatography
Applications	WB IHC ICC/IF FC
Species Reactivity	Human Mouse Rat
Specificity	p63 Antibody detects endogenous levels of p63
Immunogen Description	A synthesized peptide derived from human p63
Other Names	EEC3; KET; LMS; SHFM4; TA p63 alpha; TP63; p51; p73H; p73L; tumor protein p63;
Accession No.	Uniprot:Q9H3D4
Uniprot	Q9H3D4
Formulation	Rabbit IgG in phosphate buffered saline , pH 7.4, 150mM NaCl, 0.02% sodium azide and 50% glycerol.
Storage	Store at +4°C short term. Store at -20°C long term. Avoid freeze / thaw cycle.

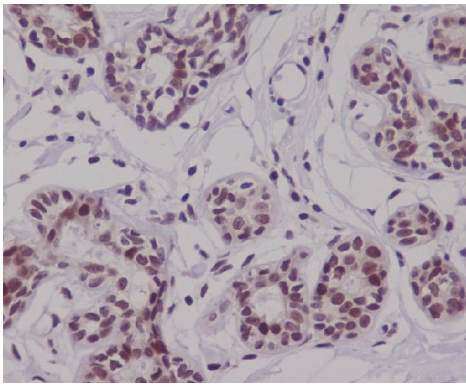
Application Details

WB 1:500~1:2000 IHC 1:100~1:500 ICC/IF 1:50~1:200 FC 1:500

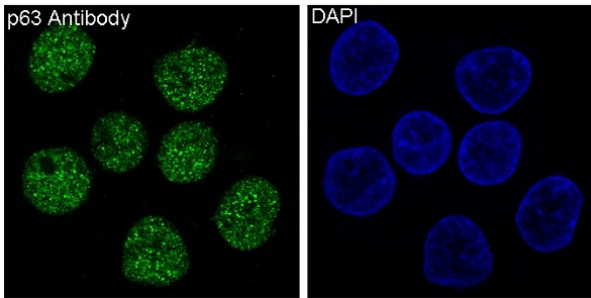
Images



Western blot analysis of p63 expression in A431 cell lysate.



Immunohistochemical analysis of paraffin-embedded human breast, using p63 Antibody.



Immunofluorescent analysis of A431 cells, using p63 Antibody.

Product Description

Acts as a sequence specific DNA binding transcriptional activator or repressor. The isoforms contain a varying set of transactivation and auto-regulating transactivation inhibiting domains thus showing an isoform specific activity. Isoform 2 activates RIPK4 transcription. May be required in conjunction with TP73/p73 for initiation of p53/TP53 dependent apoptosis in response to genotoxic insults and the presence of activated oncogenes. Involved in Notch signaling by probably inducing JAG1 and JAG2. Plays a role in the regulation of epithelial morphogenesis.

Background

Acts as a sequence specific DNA binding transcriptional activator or repressor. The isoforms contain a varying set of transactivation and auto-regulating transactivation inhibiting domains thus showing an isoform specific activity. Isoform 2 activates RIPK4 transcription. May be required in conjunction with TP73/p73 for initiation of p53/TP53 dependent apoptosis in response to genotoxic insults and the presence of activated oncogenes. Involved in Notch signaling by probably inducing JAG1 and JAG2. Plays a role in the regulation of epithelial morphogenesis.

Note: This product is for in vitro research use only