

Cytokeratin 18 Rabbit mAb

Catalog No: #59020

Package Size: #59020-1 50ul #59020-2 100ul

Orders: order@signalwayantibody.com

Support: tech@signalwayantibody.com

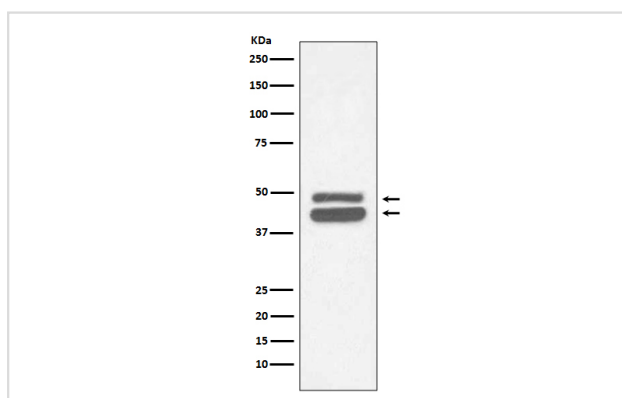
Description

Product Name	Cytokeratin 18 Rabbit mAb
Host Species	Rabbit
Clonality	Monoclonal
Isotype	Rabbit IgG
Purification	Affinity-chromatography
Applications	WB IHC ICC/IF FC
Species Reactivity	Human Mouse Rat
Specificity	Cytokeratin 18 Antibody detects endogenous levels of Cytokeratin 18
Immunogen Description	A synthesized peptide derived from human Cytokeratin 18
Other Names	type I cytoskeletal 18; Cell proliferation-inducing gene 46 protein; Cytokeratin-18; Keratin-18; KRT18; CYK18; PIG46; KRT 18; CK18; Keratin 18;
Accession No.	Uniprot:P05783
Uniprot	P05783
Formulation	Rabbit IgG in phosphate buffered saline , pH 7.4, 150mM NaCl, 0.02% sodium azide and 50% glycerol.
Storage	Store at +4°C short term. Store at -20°C long term. Avoid freeze / thaw cycle.

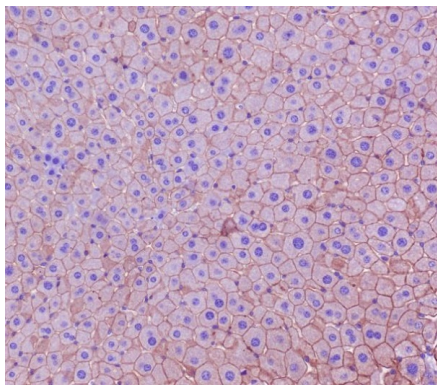
Application Details

WB 1:500~1:2000 IHC 1:100~1:500 ICC/IF 1:50~1:200 FC 1:60

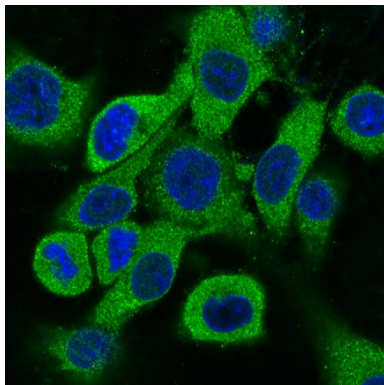
Images



Western blot analysis of Cytokeratin 18 expression in HeLa cell lysate.



Immunohistochemical analysis of paraffin-embedded mouse liver, using Cytokeratin 18 Antibody.



Immunofluorescent analysis of pc-12 cells, using Cytokeratin 18 Antibody.

Product Description

Involved in the uptake of thrombin-antithrombin complexes by hepatic cells (By similarity). Together with KRT8, is involved in interleukin-6 (IL-6)-mediated barrier protection.

Background

Involved in the uptake of thrombin-antithrombin complexes by hepatic cells (By similarity). Together with KRT8, is involved in interleukin-6 (IL-6)-mediated barrier protection.

Note: This product is for in vitro research use only