

## MMP-9 Monoclonal Antibody

Catalog No: #49188

Package Size: #49188-1 50ul #49188-2 100ul

Orders: order@signalwayantibody.com

Support: tech@signalwayantibody.com


## Description

Product Name	MMP-9 Monoclonal Antibody
Host Species	Mouse
Clonality	Monoclonal
Purification	Affinity purification
Applications	WB;IHC;IF;FCM;ELISA
Species Reactivity	Human
Specificity	MMP-9 Monoclonal Antibody detects endogenous levels of MMP-9 protein.
Immunogen Description	Purified recombinant fragment of human MMP-9 expressed in E. Coli.
Target Name	MMP9
Other Names	MMP9;CLG4B;Matrix metalloproteinase-9;MMP-9;92 kDa gelatinase;92 kDa type IV collagenase;Gelatinase B;GELB
Uniprot	P14780
GeneID	4318
Calculated MW	78kD
Formulation	Liquid in PBS containing 50% glycerol, 0.5% BSA and 0.02% sodium azide.
Storage	Store at -20°C/1 year

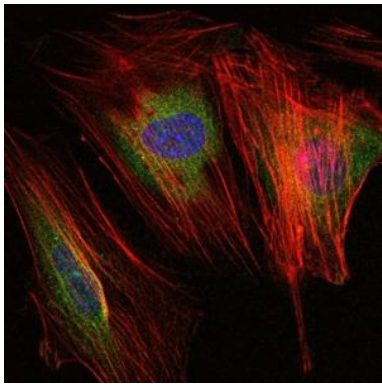
## Application Details

WB 1:500 - 1:2000. IHC 1:200 - 1:1000. IF 1:200 - 1:1000. Flow cytometry: 1:200 - 1:400. ELISA: 1:10000.

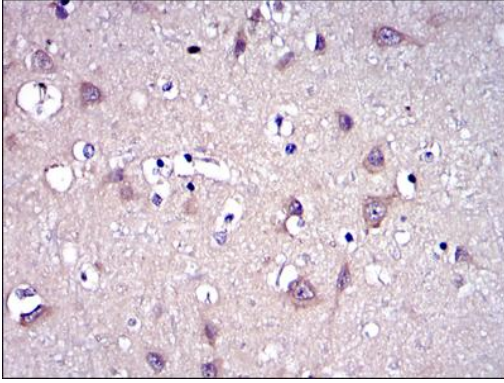
## Images



Western Blot analysis using MMP-9 Monoclonal Antibody against HEK293 (1), MMP7-hlgGFc transfected HEK293 (2) cell lysate and MMP9-hlgGFc transfected HEK293 (3) cell lysate.



Immunofluorescence analysis of NIH/3T3 cells using MMP-9 Monoclonal Antibody (green).



Immunohistochemistry analysis of paraffin-embedded brain tissues with DAB staining using MMP-9 Monoclonal Antibody.

---

Note: This product is for in vitro research use only