

## MMP-1 Monoclonal Antibody

Catalog No: #49999

Package Size: #49999-1 50ul #49999-2 100ul

Orders: [order@signalwayantibody.com](mailto:order@signalwayantibody.com)Support: [tech@signalwayantibody.com](mailto:tech@signalwayantibody.com)

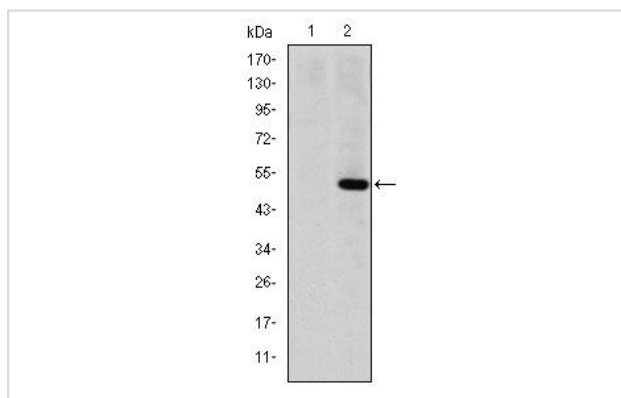
## Description

Product Name	MMP-1 Monoclonal Antibody
Host Species	Mouse
Clonality	Monoclonal
Purification	Affinity purification
Applications	WB;IHC;IF;FCM;ELISA
Species Reactivity	Human
Specificity	MMP-1 Monoclonal Antibody detects endogenous levels of MMP-1 protein.
Immunogen Description	Purified recombinant fragment of human MMP-1 expressed in E. Coli.
Target Name	MMP1
Other Names	MMP1;CLG;Interstitial collagenase;Fibroblast collagenase;Matrix metalloproteinase-1;MMP-1
Uniprot	P03956
GeneID	4312
Calculated MW	54kD
Formulation	Liquid in PBS containing 50% glycerol, 0.5% BSA and 0.02% sodium azide.
Storage	Store at -20°C/1 year

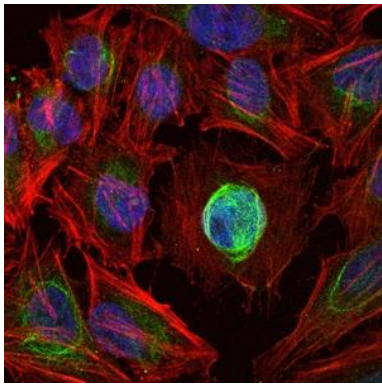
## Application Details

WB 1:500 - 1:2000. IHC 1:200 - 1:1000. IF 1:200 - 1:1000. Flow cytometry: 1:200 - 1:400. ELISA: 1:10000.

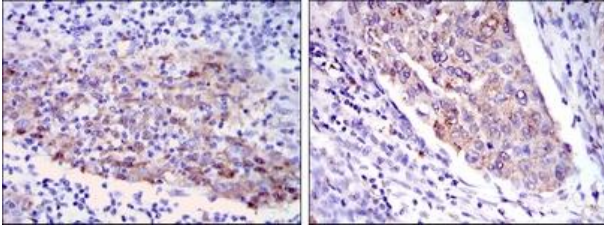
## Images



Western Blot analysis using MMP-1 Monoclonal Antibody against HEK293 (1) and MMP1-hlgGfc transfected HEK293 (2) cell lysate.



Immunofluorescence analysis of HeLa cells using MMP-1 Monoclonal Antibody.



Immunohistochemistry analysis of paraffin-embedded human cervical cancer tissues (left) and human kidney cancer tissues (right) with DAB staining using MMP-1 Monoclonal Antibody.

---

Note: This product is for in vitro research use only