

POU5F1 Monoclonal Antibody

Catalog No: #27014

Package Size: #27014-1 50ul #27014-2 100ul

Orders: order@signalwayantibody.com

Support: tech@signalwayantibody.com

Description

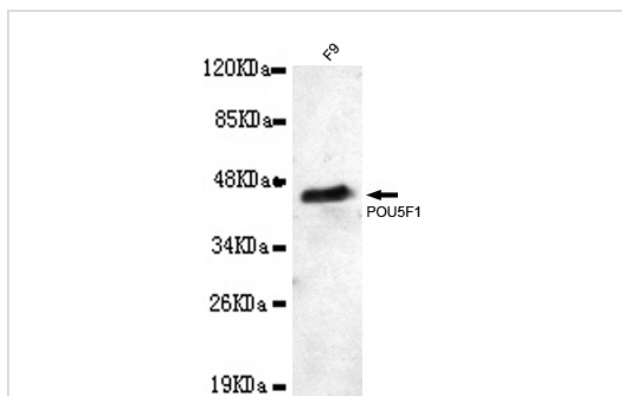
Product Name	POU5F1 Monoclonal Antibody
Host Species	Mouse
Clonality	Monoclonal
Isotype	IgG1
Purification	Purified by antigen-affinity chromatography.
Applications	WB ICC FC
Species Reactivity	Hu
Immunogen Type	Recombinant protein
Immunogen Description	Recombinant full length protein (352aa) of mouse POU5F1
Target Name	POU5F1
Other Names	POU domain, class 5, transcription factor 1 □ octamer-binding protein 3 □ octamer-binding protein 4 □ POU domain transcription factor OCT4 □ octamer-binding transcription factor 3 □ octamer-binding transcription factor-3 □ POU-type homeodoma
Accession No.	UniProt:Q01860 NCBI Gene ID:5460
Uniprot	Q01860
GeneID	5460;
Formulation	Purified mouse monoclonal in buffer containing 0.1M Tris-Glycine (pH 7.4, 150 mM NaCl) with 0.2% sodium azide, 50%,glycerol
Storage	store at -20°C

Application Details

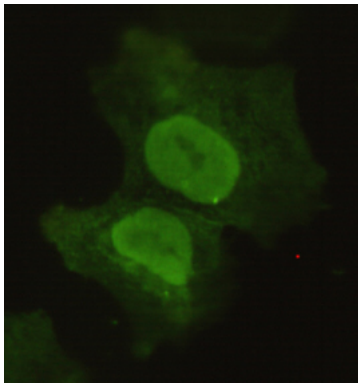
Predicted MW: 45kd

Western blotting: 1:1000

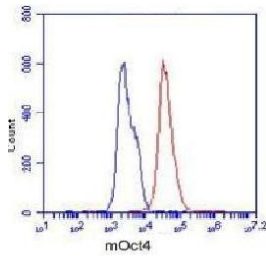
Images



1:1000 dilution of this antibody detected F9 on 40ug of cell lysates



1:100 dilution from a previous lot detected POU5F1 in Hela



F9 cells stained with POU5F1 (red, 1:100 dilution), followed by FITC-conjugated goat anti-mouse IgG. Blue line histogram represents the isotype control, normal mouse IgG

Note: This product is for in vitro research use only