

COX4(isoform1) Monoclonal Antibody

Catalog No: #27080

Package Size: #27080-1 50ul #27080-2 100ul

Orders: order@signalwayantibody.com

Support: tech@signalwayantibody.com

Description

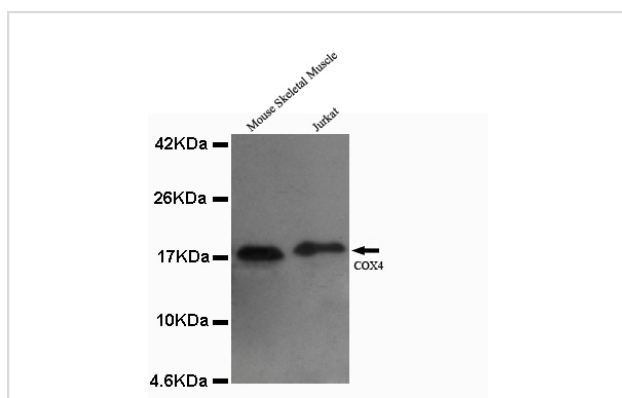
Product Name	COX4(isoform1) Monoclonal Antibody
Host Species	Mouse
Clonality	Monoclonal
Isotype	IgG1
Purification	Purified by antigen-affinity chromatography.
Applications	WB ICC FC
Species Reactivity	Hu
Immunogen Type	Peptide
Immunogen Description	A synthetic peptide (NPIQGLASKWDYEKNEWKKC) of human COX4(C-terminus).
Target Name	COX4(isoform1)
Other Names	cytochrome c oxidase subunit 4 isoform 2, mitochondrial □COX IV-2 □cytochrome c oxidase subunit IV-like 2
Accession No.	UniProt:Q96KJ9 NCBI Gene ID:84701
Uniprot	Q96KJ9
GeneID	84701;
Formulation	Purified mouse monoclonal in buffer containing 0.1M Tris-Glycine (pH 7.4, 150 mM NaCl) with 0.2% sodium azide, 50%,glycerol
Storage	store at -20°C

Application Details

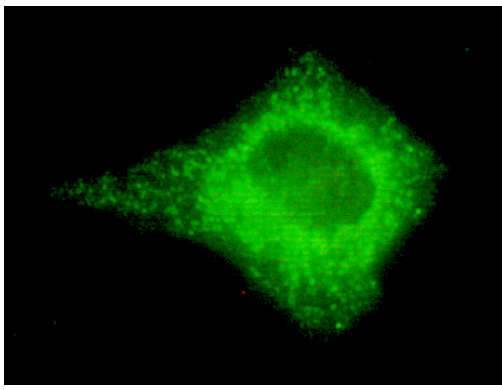
Predicted MW: 20kd

Western blotting: 1:1000

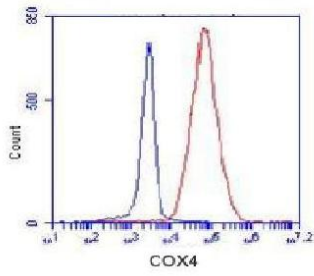
Images



1:4000 dilution of this antibody detected COX (C-terminus) on 20



1:150 dilution from a previous lot detected COX4 (C-terminus) in HeLa



K562 cells stained with COX4 (red, 1:100 dilution), followed by FITC-conjugated goat anti-mouse IgG. Blue line histogram represents the isotype control, normal mouse IgG

Note: This product is for in vitro research use only