

## Estrogen Receptor-a(Ab-118) Antibody

Catalog No: #21067

Package Size: #21067-1 50ul #21067-2 100ul

Orders: order@signalwayantibody.com

Support: tech@signalwayantibody.com

## Description

Product Name	Estrogen Receptor-a(Ab-118) Antibody
Host Species	Rabbit
Clonality	Polyclonal
Purification	Antibodies were produced by immunizing rabbits with synthetic peptide and KLH conjugates. Antibodies were purified by affinity-chromatography using epitope-specific peptide.
Applications	WB IHC IF
Species Reactivity	Hu
Specificity	The antibody detects endogenous level of total Estrogen Receptor-a protein.
Immunogen Type	Peptide-KLH
Immunogen Description	Peptide sequence around aa.116~120 (Q-L-S-P-F) derived from Human Estrogen Receptor-a.
Target Name	Estrogen Receptor-a
Other Names	ER; ESR; ESR1; ESTR; ESTRA
Accession No.	Swiss-Prot: P03372NCBI Protein: NP_000116.2
Uniprot	P03372
GeneID	2099;
Concentration	1.0mg/ml
Formulation	Supplied at 1.0mg/mL in phosphate buffered saline (without Mg <sup>2+</sup> and Ca <sup>2+</sup> ), pH 7.4, 150mM NaCl, 0.02% sodium azide and 50% glycerol.
Storage	Store at -20°C for long term preservation (recommended). Store at 4°C for short term use.

## Application Details

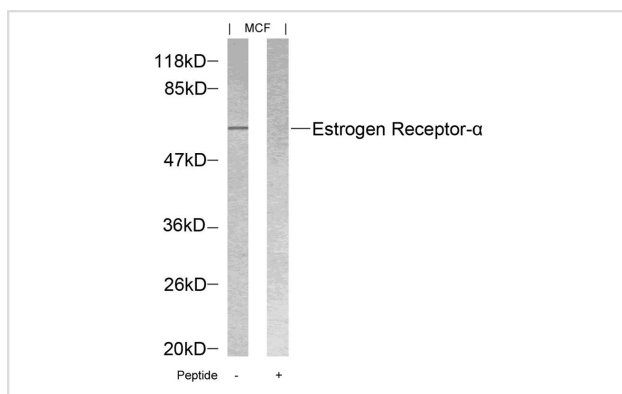
Predicted MW: 66kd

Western blotting: 1:500~1:1000

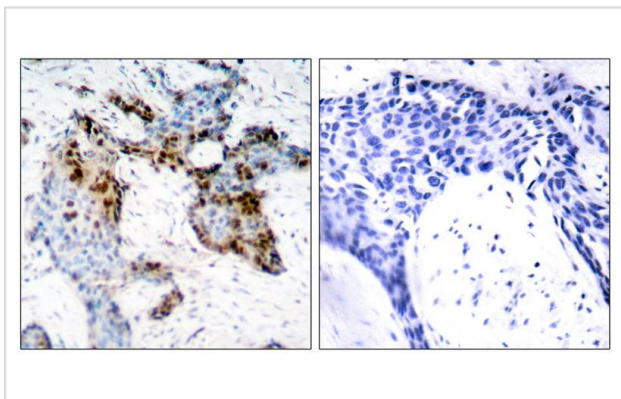
Immunohistochemistry: 1:50~1:100

Immunofluorescence: 1:100~1:200

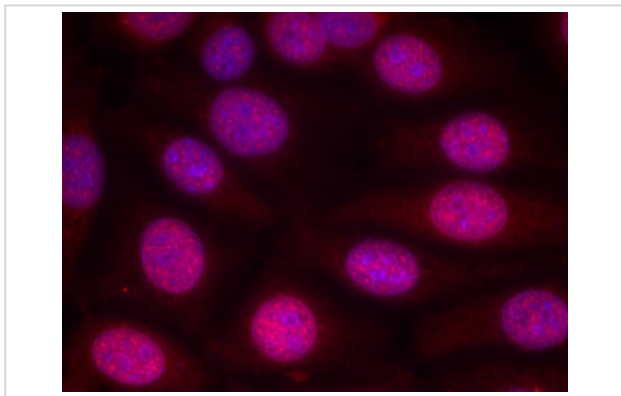
## Images



Western blot analysis of extracts from MCF cells using Estrogen Receptor-a(Ab-118) Antibody #21067 and the same antibody preincubated with blocking peptide.



Immunohistochemical analysis of paraffin-embedded human breast carcinoma tissue using Estrogen Receptor-a(Ab-118) Antibody #21067(left) or the same antibody preincubated with blocking peptide(right).



Immunofluorescence staining of methanol-fixed MCF cells using Estrogen Receptor-a(Ab-118) Antibody #21067.

## Background

Nuclear hormone receptor. The steroid hormones and their receptors are involved in the regulation of eukaryotic gene expression and affect cellular proliferation and differentiation in target tissues.

H Yamaguchi, J Zhu, T Yu, et al. (2007) Serum-free mouse embryo cells generate a self-sustaining feedback loop for an astrocyte marker protein and respond to cytokines and bisphenol A in accordance with the subtle difference in their differentiation state. *Cell Biology International*, 31(6):638-644.

This article references the use of the #21067 in the following applications

Note: This product is for in vitro research use only