

HDAC4(Ab-632) Antibody

Catalog No: #21141

Package Size: #21141-1 50ul #21141-2 100ul

Orders: order@signalwayantibody.com

Support: tech@signalwayantibody.com

Description

| | |
|-----------------------|-------------------------------------------------------------------------------------------------------------------------------------------------------------------------------|
| Product Name | HDAC4(Ab-632) Antibody |
| Host Species | Rabbit |
| Clonality | Polyclonal |
| Purification | Antibodies were produced by immunizing rabbits with synthetic peptide and KLH conjugates. Antibodies were purified by affinity-chromatography using epitope-specific peptide. |
| Applications | WB IF |
| Species Reactivity | Hu Ms Rt |
| Specificity | The antibody detects endogenous level of total HDAC4 protein. |
| Immunogen Type | Peptide-KLH |
| Immunogen Description | Peptide sequence around aa. 630~634 (A-Q-S-S-P) derived from Human HDAC4. |
| Target Name | HDAC4 |
| Other Names | HD4; Histone deacetylase 4; |
| Accession No. | Swiss-Prot: P56524NCBI Protein: NP_006028.2 |
| Uniprot | P56524 |
| GeneID | 9759; |
| Concentration | 1.0mg/ml |
| Formulation | Supplied at 1.0mg/mL in phosphate buffered saline (without Mg ²⁺ and Ca ²⁺), pH 7.4, 150mM NaCl, 0.02% sodium azide and 50% glycerol. |
| Storage | Store at -20°C for long term preservation (recommended). Store at 4°C for short term use. |

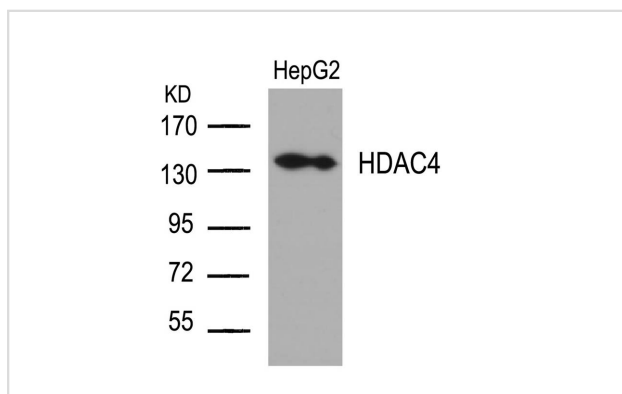
Application Details

Predicted MW: 140kd

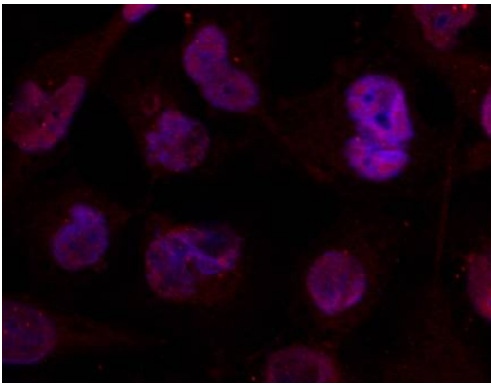
Western blotting: 1:500~1:1000

Immunofluorescence: 1:100~1:200

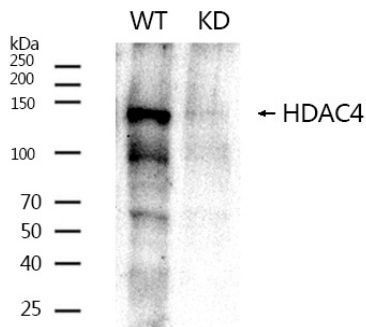
Images



Western blot analysis of extracts from HepG2 cells using HDAC4(Ab-632) Antibody #21141.



Immunofluorescence staining of methanol-fixed HeLa cells using HDAC4(Ab-632) Antibody #21141.



Western blotting analysis using HDAC4(Ab-632) Antibody #21141.

Background

Responsible for the deacetylation of lysine residues on the N-terminal part of the core histones (H2A, H2B, H3 and H4). Histone deacetylation gives a tag for epigenetic repression and plays an important role in transcriptional regulation, cell cycle progression and developmental events. Histone deacetylases act via the formation of large multiprotein complexes. Involved in muscle maturation via its interaction with the myocyte enhancer factors such as MEF2A, MEF2C and MEF2D.

Wang AH, et al. (2000) *Mol Cell Biol.* 20(18): 6904-6912.

Grozinger CM, et al. (2000) *Proc Natl Acad Sci U S A.* 97(14): 7835-7840.

Note: This product is for in vitro research use only