

Histone H3R17me2a Polyclonal Antibody

Catalog No: #HW018

Package Size: #HW018-1 50ul #HW018-2 100ul

Orders: order@signalwayantibody.com

Support: tech@signalwayantibody.com


Description

Product Name	Histone H3R17me2a Polyclonal Antibody
Host Species	Rabbit
Clonality	Polyclonal
Isotype	IgG
Purification	Affinity purification
Applications	WB,IF
Species Reactivity	Human,Mouse,Rat
Immunogen Type	Peptide
Immunogen Description	A synthetic methylated peptide of human histone H3
Target Name	Histone H3
Modification	Methyl
Other Names	HIST1H3J;H3/j;H3FJ
Accession No.	Uniprot:P68431GenelD:8356
Uniprot	P68431
GenelD	8356
SDS-PAGE MW	17kDa
Concentration	1.0mg/ml
Formulation	PBS with 0.02% sodium azide,50% glycerol,pH7.3.
Storage	Store at -20°C. Avoid freeze / thaw cycles.

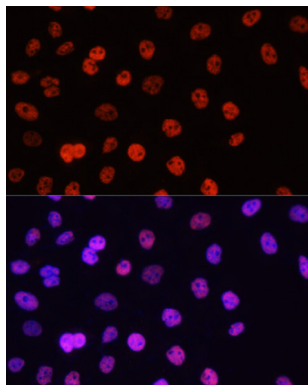
Application Details

WB □ 1:500 - 1:2000 IF □ 1:50 - 1:200

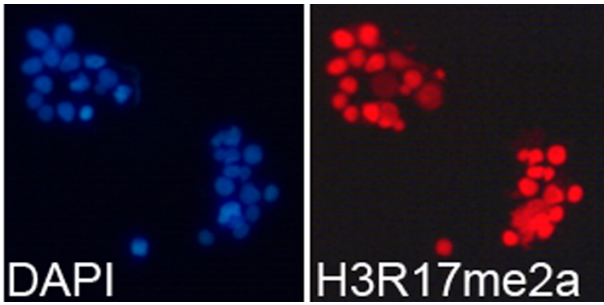
Images



Western blot analysis of extracts of various cell lines, using Asymmetric DiMethyl-Histone H3-R17 antibody.



Immunofluorescence analysis of HeLa cells using Asymmetric DiMethyl-Histone H3-R17 antibody.



Immunofluorescence analysis of 293T cells using Asymmetric DiMethyl-Histone H3-R17 antibody.

Background

Histones are basic nuclear proteins that are responsible for the nucleosome structure of the chromosomal fiber in eukaryotes. Two molecules of each of the four core histones (H2A, H2B, H3, and H4) form an octamer, around which approximately 146 bp of DNA is wrapped in repeating units, called nucleosomes. The linker histone, H1, interacts with linker DNA between nucleosomes and functions in the compaction of chromatin into higher order structures. This gene is intronless and encodes a replication-dependent histone that is a member of the histone H3 family. Transcripts from this gene lack polyA tails but instead contain a palindromic termination element. This gene is found in the small histone gene cluster on chromosome 6p22-p21.3.

Note: This product is for in vitro research use only