

Histone H3R8me1 Polyclonal Antibody

Catalog No: #HW024

Package Size: #HW024-1 50ul #HW024-2 100ul

Orders: order@signalwayantibody.com

Support: tech@signalwayantibody.com

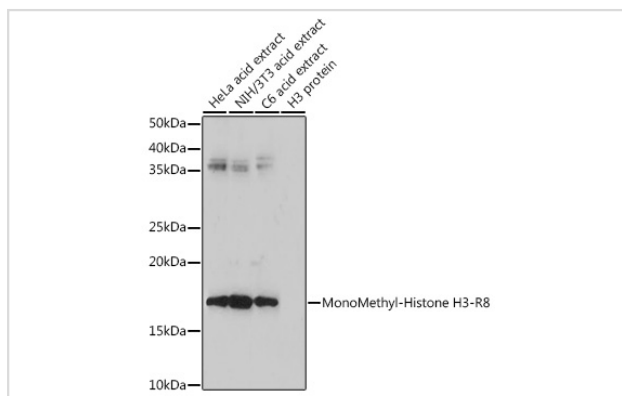
Description

Product Name	Histone H3R8me1 Polyclonal Antibody
Host Species	Rabbit
Clonality	Polyclonal
Isotype	IgG
Purification	Affinity purification
Applications	WB,IHC,IF
Species Reactivity	Human,Mouse,Rat
Immunogen Type	Peptide
Immunogen Description	A synthetic methylated peptide of human histone H3
Target Name	Histone H3
Modification	Methyl
Other Names	H3.4;H3/g;H3FT;H3t;HIST3H3;Histone H3;HIST1H3A
Accession No.	Uniprot:Q16695GeneID:8290
Uniprot	Q16695
GeneID	8290
SDS-PAGE MW	17kDa
Concentration	1.0mg/ml
Formulation	PBS with 0.02% sodium azide,50% glycerol,pH7.3.
Storage	Store at -20°C. Avoid freeze / thaw cycles.

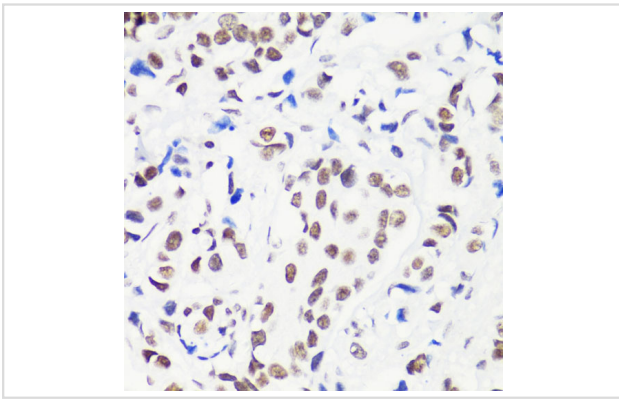
Application Details

WB □ 1:500 - 1:2000 IHC □ 1:50 - 1:200 IF □ 1:50 - 1:200

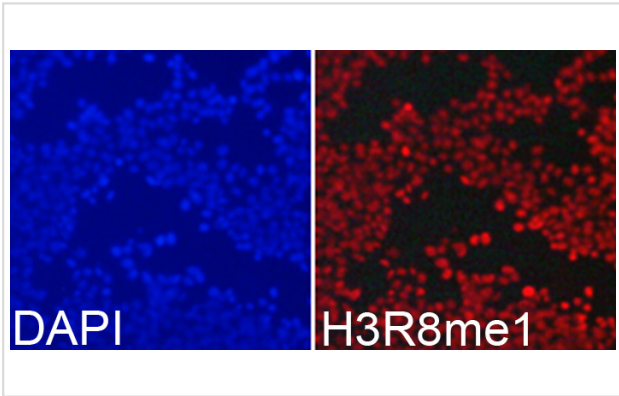
Images



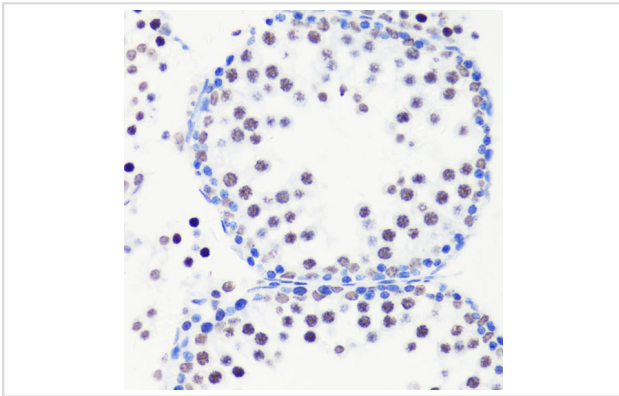
Western blot analysis of extracts of various cell lines, using MonoMethyl-Histone H3-R8 antibody.



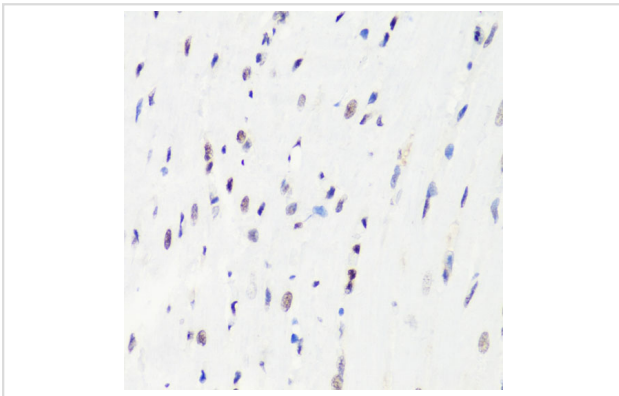
Immunohistochemistry of paraffin-embedded human breast cancer using MonoMethyl-Histone H3-R8 antibody.



Immunofluorescence analysis of 293T cells using MonoMethyl-Histone H3-R8 antibody.



Immunohistochemistry of paraffin-embedded mouse testis using MonoMethyl-Histone H3-R8 antibody.



Immunohistochemistry of paraffin-embedded rat heart using MonoMethyl-Histone H3-R8 antibody.

Background

Histones are basic nuclear proteins that are responsible for the nucleosome structure of the chromosomal fiber in eukaryotes. Nucleosomes consist of approximately 146 bp of DNA wrapped around a histone octamer composed of pairs of each of the four core histones (H2A, H2B, H3, and H4). The chromatin fiber is further compacted through the interaction of a linker histone, H1, with the DNA between the nucleosomes to form higher order chromatin structures. This gene is intronless and encodes a replication-dependent histone that is a member of the histone H3 family. Transcripts from this gene lack polyA tails; instead, they contain a palindromic termination element. This gene is located separately from the other H3 genes that are in the histone gene cluster on chromosome 6p22-p21.3.

Note: This product is for in vitro research use only