

CDX2 Monoclonal Antibody

Catalog No: #27189

Package Size: #27189-1 50ul #27189-2 100ul

Orders: order@signalwayantibody.com

Support: tech@signalwayantibody.com

Description

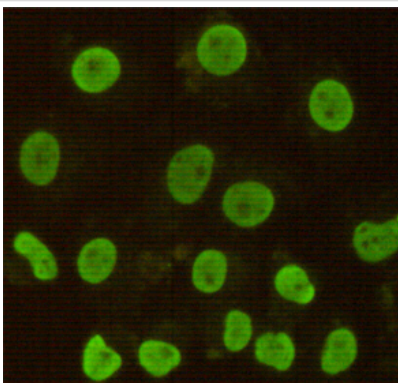
Product Name	CDX2 Monoclonal Antibody
Host Species	Mouse
Clonality	Monoclonal
Clone No.	4B9-B12-E9
Isotype	IgG2b
Purification	Affinity purified
Applications	WB IP ICC
Species Reactivity	Hu Mk Ms
Specificity	This antibody detects endogenous levels of CDX2, and does not cross-react with related proteins.
Immunogen Type	Recombinant Protein
Immunogen Description	Purified recombinant human CDX2 protein fragments expressed in E.coli
Target Name	CDX2
Other Names	Caudal type homeo box 2; Caudal type homeo box transcription factor 2; Caudal type homeobox 2; Caudal type homeobox protein 2; caudal type homeobox transcription factor 2; Caudal-type homeobox protein 2; CDX 2; CDX 3; CDX-3; Cdx2; CDX2_HUMAN; CDX3;
Accession No.	Uniprot: Q99626 Gene ID: 1045
Uniprot	Q99626
GeneID	1045;
SDS-PAGE MW	34kd
Formulation	Purified mouse monoclonal in PBS(pH 7.4)containing with 0.2% sodium azide,50% glycerol.
Storage	store at -20A C

Application Details

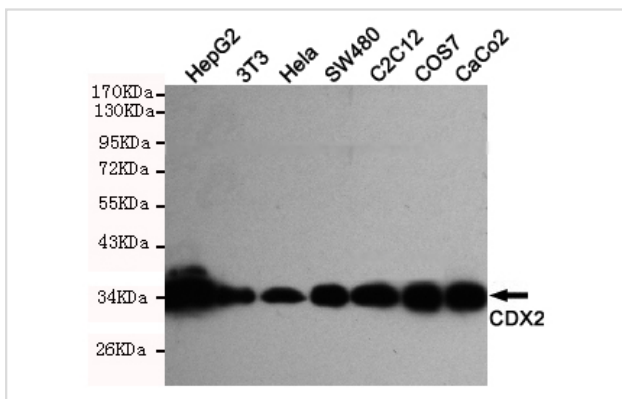
Western blotting: 1:1000

Immunocytochemistry: 1:100

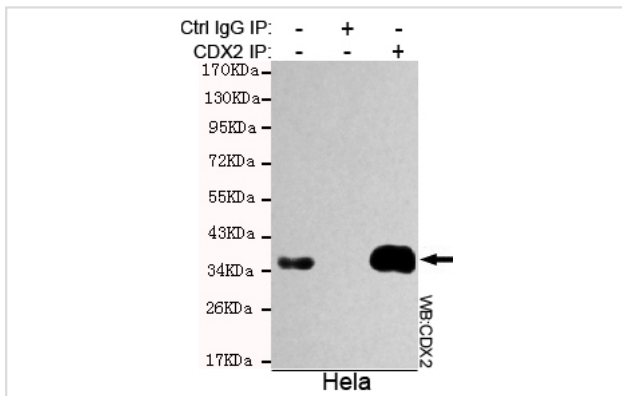
Images



Immunocytochemistry stain of HeLa using CDX2 antibody (1:100).



Western blot detection of CDX2 in HeLa, Caco2, C2C12, SW480, COS7, HepG2 & 3T3 cell lysates using CDX2 antibody (1:1000 diluted). Predicted band size: 34KDa, Observed band size: 34KDa.



Immunoprecipitation analysis of HeLa cell lysate using CDX2 antibody.

Background

Involved in the transcriptional regulation of multiple genes expressed in the intestinal epithelium. Important in broad range of functions from early differentiation to maintenance of the intestinal epithelial lining of both the small and large intestine.

Note: This product is for in vitro research use only