

hnRPD (Phospho-Ser83) Antibody

Catalog No: #11696



Package Size: #11696-1 50ul #11696-2 100ul

Orders: order@signalwayantibody.comSupport: tech@signalwayantibody.com

Description

Product Name	hnRPD (Phospho-Ser83) Antibody
Host Species	Rabbit
Clonality	Polyclonal
Purification	Antibodies were produced by immunizing rabbits with synthetic phosphopeptide and KLH conjugates. Antibodies were purified by affinity-chromatography using epitope-specific phosphopeptide. Non-phospho specific antibodies were removed by chromatography using non-phosphopeptide.
Applications	WB IHC IF
Species Reactivity	Hu Ms
Specificity	The antibody detects endogenous levels of hnRPD only when phosphorylated at serine 83.
Immunogen Type	Peptide-KLH
Immunogen Description	Peptide sequence around phosphorylation site of Serine 83(N-S-S(p)-P-R) derived from Human hnRPD .
Target Name	hnRPD
Modification	Phospho
Other Names	ROD; AUF1; HNRPD;
Accession No.	Swiss-Prot#: Q14103; NCBI Gene#: 3184; NCBI Protein#: NP_112738.1.
Uniprot	Q14103
GeneID	3184;
SDS-PAGE MW	38kd
Concentration	1.0mg/ml
Formulation	Rabbit IgG in phosphate buffered saline (without Mg ²⁺ and Ca ²⁺), pH 7.4, 150mM NaCl, 0.02% sodium azide and 50% glycerol.
Storage	Store at -20°C/1 year

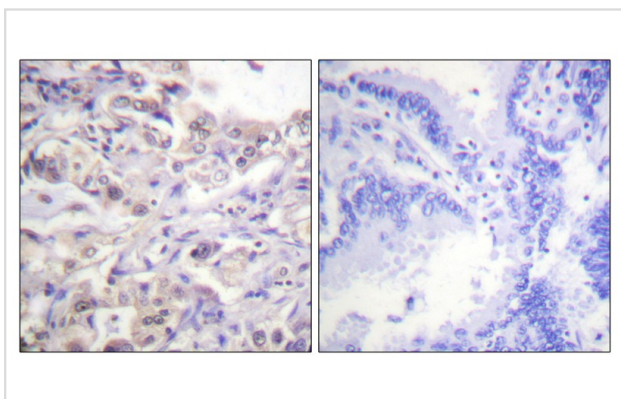
Application Details

Western blotting: 1:500~1:1000

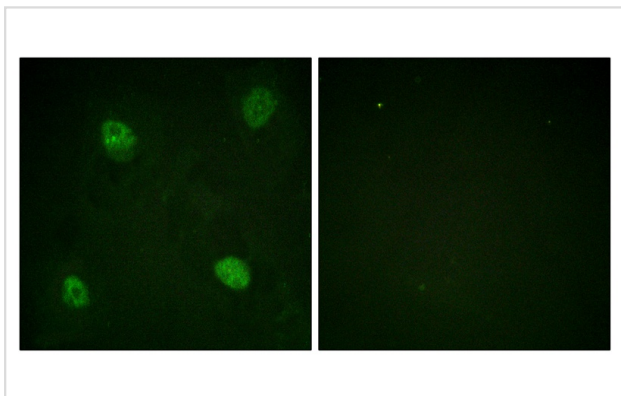
Immunohistochemistry: 1:50~1:100

Immunofluorescence: 1:100~1:200


Images



Immunohistochemical analysis of paraffin-embedded human lung carcinoma tissue using hnRPD (Phospho-Ser83) antibody #11696 (left) or the same antibody preincubated with blocking peptide (right).



Immunofluorescence staining of methanol-fixed HeLa cells using hnRPD (Phospho-Ser83) Antibody #11696.



Western blot analysis of extracts from JK cells (Lane 2), using hnRPD (Phospho-Ser83) Antibody #11696. The lane on the left is treated with antigen-specific peptide.

Background

Binds with high affinity to RNA molecules that contain AU-rich elements (AREs) found within the 3'-UTR of many proto-oncogenes and cytokine mRNAs. Also binds to double- and single-stranded DNA sequences in a specific manner and functions as a transcription factor. Each of the RNA-binding domains specifically can bind solely to a single-stranded non-monotonous 5'-UUAG-3' sequence and also weaker to the single-stranded 5'-TTAGGG-3' telomeric DNA repeat. Binds RNA oligonucleotides with 5'-UUAGGG-3' repeats more tightly than the telomeric single-stranded DNA 5'-TTAGGG-3' repeats.

Kajita Y., J. Biol. Chem. 270:22167-22175(1995).

Dempsey L.A., Genomics 49:378-384(1998).

Tolnay M., Biochem. J. 338:417-425(1999).

Grosset C., Cell 103:29-40(2000)

Note: This product is for in vitro research use only