

TP53 Antibody

Catalog No: #32051

Package Size: #32051-1 50ul #32051-2 100ul

Orders: order@signalwayantibody.comSupport: tech@signalwayantibody.com

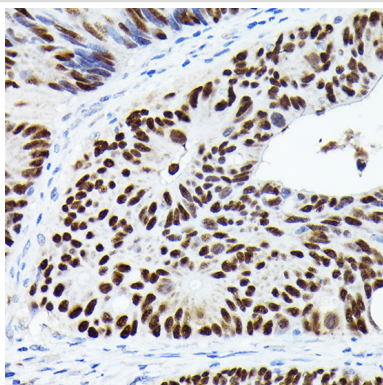
Description

Product Name	TP53 Antibody
Host Species	Rabbit
Clonality	Polyclonal
Isotype	IgG
Purification	Affinity purification
Applications	WB,IHC,IF
Species Reactivity	Human,Mouse,Rat
Specificity	The antibody detects endogenous level of total TP53 protein.
Immunogen Type	Recombinant Protein
Immunogen Description	Recombinant fusion protein of human p53 (NP_000537.3).
Target Name	TP53
Other Names	BCC7;LFS1;P53;TRP53;p53;TP53;BMFS5
Accession No.	Uniprot:P04637GenID:7157
Uniprot	P04637
GenID	7157
SDS-PAGE MW	53KDa
Concentration	1.0mg/ml
Formulation	PBS with 0.02% sodium azide,50% glycerol,pH7.3.
Storage	Store at -20°C. Avoid freeze / thaw cycles.

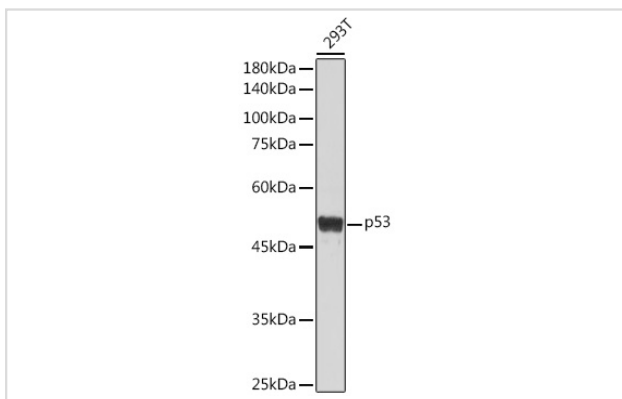
Application Details

WB 1:500 - 1:2000 IHC 1:50 - 1:200 IF 1:50 - 1:200

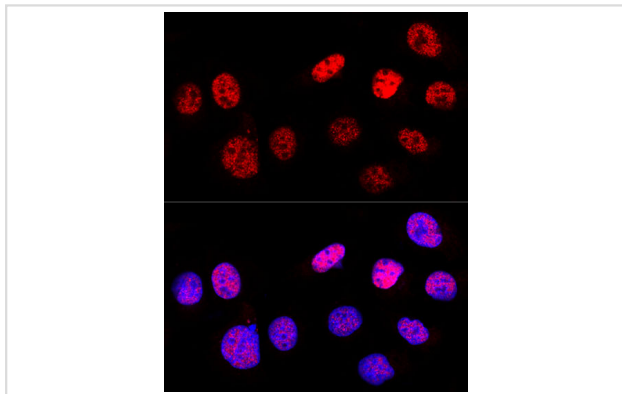
Images



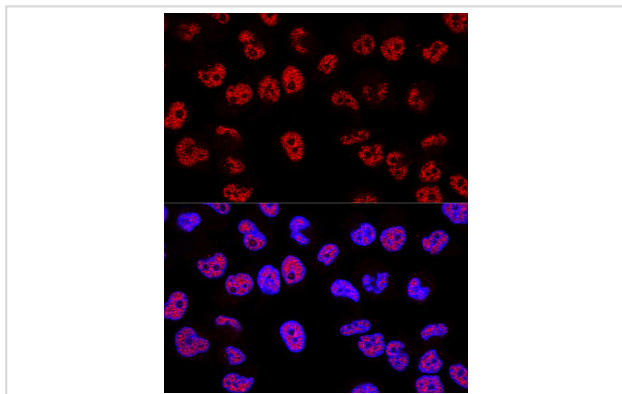
Immunohistochemistry of paraffin-embedded human colon carcinoma using p53 Rabbit pAb.



Western blot analysis of extracts of 293T cells, using p53 Rabbit pAb.



Confocal immunofluorescence analysis of U-2 OS cells using p53 Polyclonal Antibody.



Confocal immunofluorescence analysis of HeLa cells using p53 Polyclonal Antibody.

Background

This gene encodes a tumor suppressor protein containing transcriptional activation, DNA binding, and oligomerization domains. The encoded protein responds to diverse cellular stresses to regulate expression of target genes, thereby inducing cell cycle arrest, apoptosis, senescence, DNA repair, or changes in metabolism. Mutations in this gene are associated with a variety of human cancers, including hereditary cancers such as Li-Fraumeni syndrome. Alternative splicing of this gene and the use of alternate promoters result in multiple transcript variants and isoforms. Additional isoforms have also been shown to result from the use of alternate translation initiation codons from identical transcript variants (PMIDs: 12032546, 20937277).

Note: This product is for in vitro research use only