

PRKCA Antibody

Catalog No: #32053

Package Size: #32053-1 50ul #32053-2 100ul

Orders: order@signalwayantibody.com

Support: tech@signalwayantibody.com

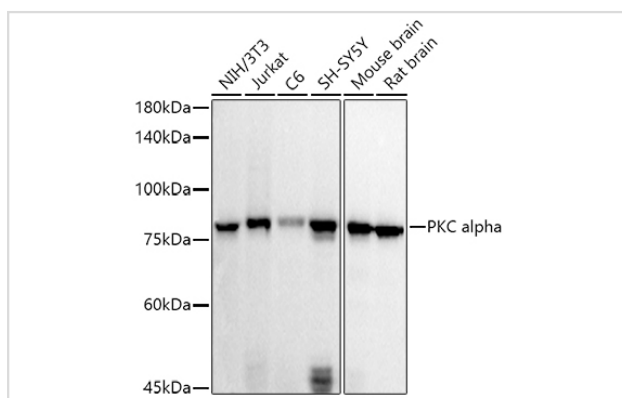
Description

Product Name	PRKCA Antibody
Host Species	Rabbit
Clonality	Polyclonal
Isotype	IgG
Purification	Affinity purification
Applications	WB,IHC
Species Reactivity	Human,Mouse,Rat
Specificity	The antibody detects endogenous level of total PRKCA protein.
Immunogen Type	Peptide
Immunogen Description	A synthetic peptide of human PKC alpha (NP_002728.1).
Target Name	PRKCA
Other Names	PRKCA;AAG6;PKC-alpha;PKCA;PRKACA;PKC alpha
Accession No.	Uniprot:P17252GenelD:5578
Uniprot	P17252
GenelD	5578
SDS-PAGE MW	80KDa
Concentration	1.0mg/ml
Formulation	PBS with 0.02% sodium azide,50% glycerol,pH7.3.
Storage	Store at -20°C. Avoid freeze / thaw cycles.

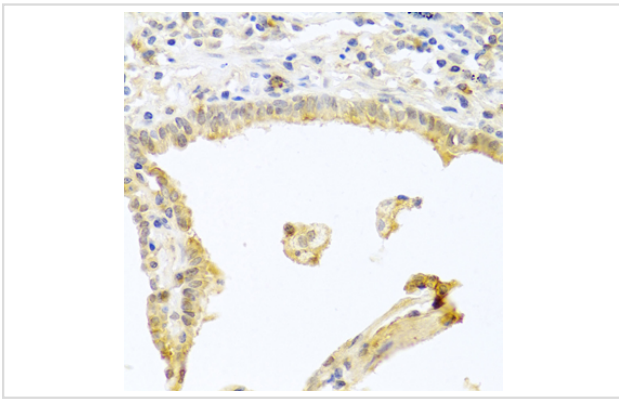
Application Details

WB 1:500 - 1:2000 IHC 1:50 - 1:200

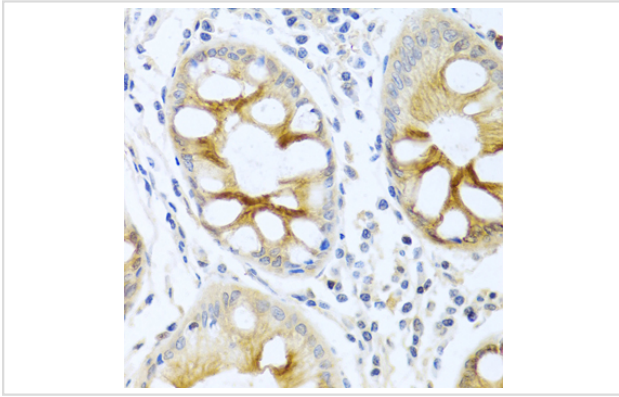
Images



Western blot analysis of extracts of various cell lines, using PKC alpha antibody.



Immunohistochemistry of paraffin-embedded human lung cancer using PKC alpha antibody.



Immunohistochemistry of paraffin-embedded human colon using PKC alpha antibody.

Background

Protein kinase C (PKC) is a family of serine- and threonine-specific protein kinases that can be activated by calcium and the second messenger diacylglycerol. PKC family members phosphorylate a wide variety of protein targets and are known to be involved in diverse cellular signaling pathways. PKC family members also serve as major receptors for phorbol esters, a class of tumor promoters. Each member of the PKC family has a specific expression profile and is believed to play a distinct role in cells. The protein encoded by this gene is one of the PKC family members. This kinase has been reported to play roles in many different cellular processes, such as cell adhesion, cell transformation, cell cycle checkpoint, and cell volume control. Knockout studies in mice suggest that this kinase may be a fundamental regulator of cardiac contractility and Ca²⁺ handling in myocytes.

Note: This product is for in vitro research use only