

## PEBP1 Antibody

Catalog No: #32078

Package Size: #32078-1 50ul #32078-2 100ul

Orders: [order@signalwayantibody.com](mailto:order@signalwayantibody.com)Support: [tech@signalwayantibody.com](mailto:tech@signalwayantibody.com)

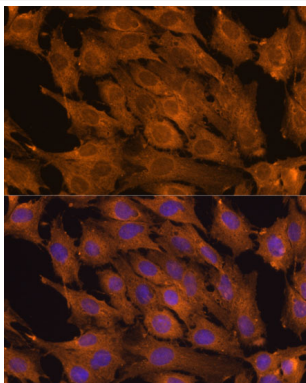
## Description

Product Name	PEBP1 Antibody
Host Species	Rabbit
Clonality	Polyclonal
Isotype	IgG
Purification	Affinity purification
Applications	WB,IF
Species Reactivity	Human,Mouse,Rat
Specificity	The antibody detects endogenous level of total PEBP1 protein.
Immunogen Type	Recombinant Protein
Immunogen Description	Recombinant fusion protein of human PEBP1 (NP_002558.1).
Target Name	PEBP1
Other Names	PEBP1;HCNP;HCNPpp;HEL-210;HEL-S-34;HEL-S-96;PBP;PEBP;PEBP-1;RKIP
Accession No.	Uniprot:P30086GenelD:5037
Uniprot	P30086
GenelD	5037
SDS-PAGE MW	21KDa
Concentration	1.0mg/ml
Formulation	PBS with 0.02% sodium azide,50% glycerol,pH7.3.
Storage	Store at -20°C. Avoid freeze / thaw cycles.

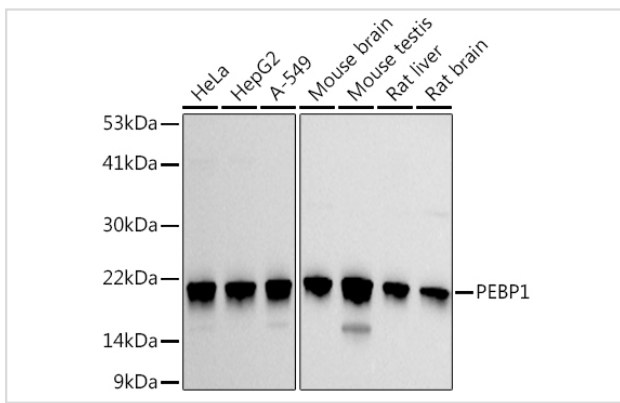
## Application Details

WB □ 1:500 - 1:2000 IF □ 1:50 - 1:200

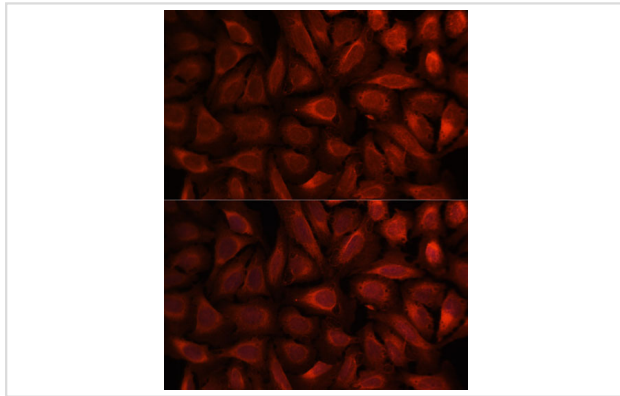
## Images



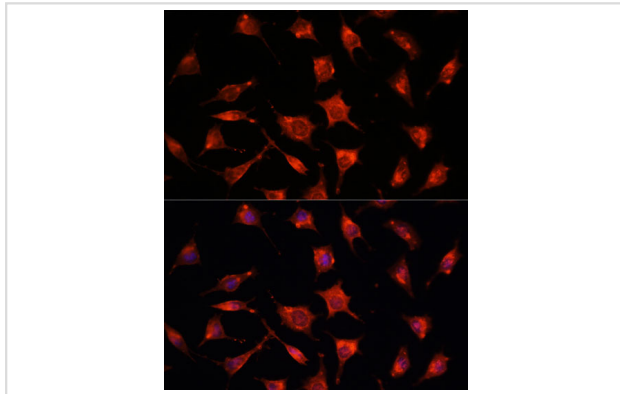
Immunofluorescence analysis of C6 cells using PEBP1 antibody.



Western blot analysis of extracts of various cell lines, using PEBP1 antibody.



Immunofluorescence analysis of U-2 OS cells using PEBP1 antibody.



Immunofluorescence analysis of L929 cells using PEBP1 antibody.

## Background

This gene encodes a member of the phosphatidylethanolamine-binding family of proteins and has been shown to modulate multiple signaling pathways, including the MAP kinase (MAPK), NF-kappa B, and glycogen synthase kinase-3 (GSK-3) signaling pathways. The encoded protein can be further processed to form a smaller cleavage product, hippocampal cholinergic neurostimulating peptide (HCNP), which may be involved in neural development. This gene has been implicated in numerous human cancers and may act as a metastasis suppressor gene. Multiple pseudogenes of this gene have been identified in the genome.

Note: This product is for in vitro research use only