

MMP7 Antibody

Catalog No: #32086

Package Size: #32086-1 50ul #32086-2 100ul

Orders: order@signalwayantibody.com

Support: tech@signalwayantibody.com

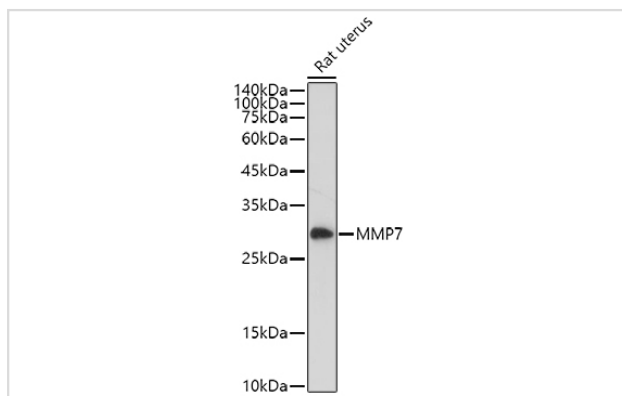
Description

Product Name	MMP7 Antibody
Host Species	Rabbit
Clonality	Polyclonal
Isotype	IgG
Purification	Affinity purification
Applications	WB,IHC,IF
Species Reactivity	Human,Mouse,Rat
Specificity	The antibody detects endogenous level of total MMP7 protein.
Immunogen Type	Recombinant Protein
Immunogen Description	Recombinant fusion protein of human MMP7 (NP_002414.1).
Target Name	MMP7
Other Names	MMP7;MMP-7;MPSL1;PUMP-1
Accession No.	Uniprot:P09237GenelD:4316
Uniprot	P09237
GenelD	4316
SDS-PAGE MW	20-22KDa/28KDa
Concentration	1.0mg/ml
Formulation	PBS with 0.02% sodium azide,50% glycerol,pH7.3.
Storage	Store at -20°C. Avoid freeze / thaw cycles.

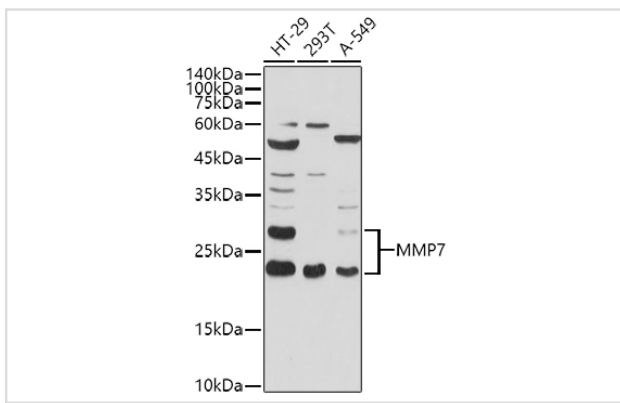
Application Details

WB □ 1:500 - 1:2000 IHC □ 1:50 - 1:200 IF □ 1:50 - 1:200

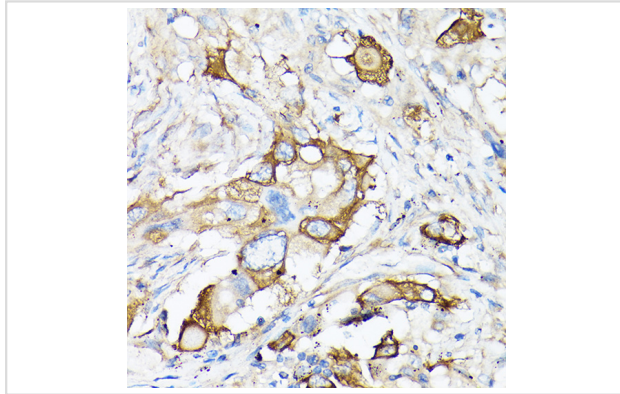
Images



Western blot analysis of extracts of Rat uterus, using MMP7 antibody.



Western blot analysis of extracts of various cell lines, using MMP7 antibody.



Immunohistochemistry of paraffin-embedded human lung cancer using MMP7 Rabbit pAb.

Background

This gene encodes a member of the peptidase M10 family of matrix metalloproteinases (MMPs). Proteins in this family are involved in the breakdown of extracellular matrix in normal physiological processes, such as embryonic development, reproduction, and tissue remodeling, as well as in disease processes, such as arthritis and metastasis. The encoded preproprotein is proteolytically processed to generate the mature protease. This secreted protease breaks down proteoglycans, fibronectin, elastin and casein and differs from most MMP family members in that it lacks a conserved C-terminal hemopexin domain. The enzyme is involved in wound healing, and studies in mice suggest that it regulates the activity of defensins in intestinal mucosa. The gene is part of a cluster of MMP genes on chromosome 11. This gene exhibits elevated expression levels in multiple human cancers.

Note: This product is for in vitro research use only