

NeuN Antibody

Catalog No: #32093

Package Size: #32093-1 50ul #32093-2 100ul

Orders: order@signalwayantibody.com

Support: tech@signalwayantibody.com

Description

Product Name	NeuN Antibody
Host Species	Rabbit
Clonality	Polyclonal
Isotype	IgG
Purification	Affinity purification
Applications	WB,IHC,IF
Species Reactivity	Human,Mouse,Rat
Specificity	The antibody detects endogenous level of total NeuN protein.
Immunogen Type	Recombinant Protein
Immunogen Description	Recombinant fusion protein of human NeuN (NP_001076044.1).
Target Name	NeuN
Other Names	FOX-3;FOX3;HRNBP3;NEUN;NeuN;RBFOX3
Accession No.	Uniprot:A6NFN3GeneID:146713
Uniprot	A6NFN3
GeneID	146713
SDS-PAGE MW	46-55KDa
Concentration	1.0mg/ml
Formulation	PBS with 0.02% sodium azide,50% glycerol,pH7.3.
Storage	Store at -20°C. Avoid freeze / thaw cycles.

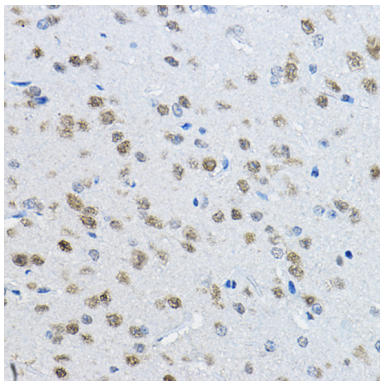
Application Details

WB □ 1:500 - 1:2000

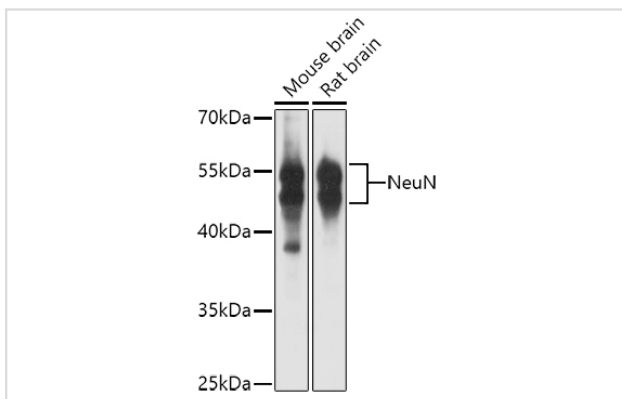
IHC □ 1:50 - 1:200

IF □ 1:50 - 1:200

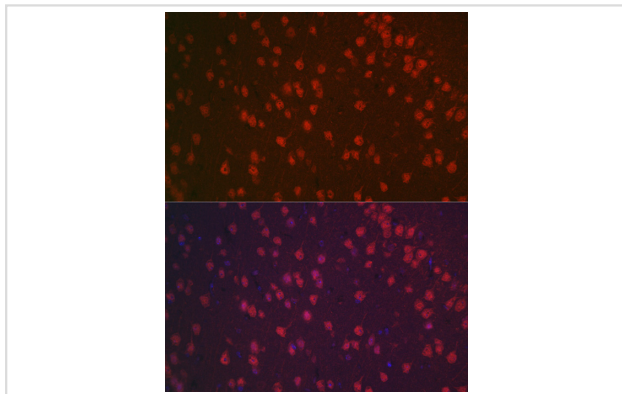
Images



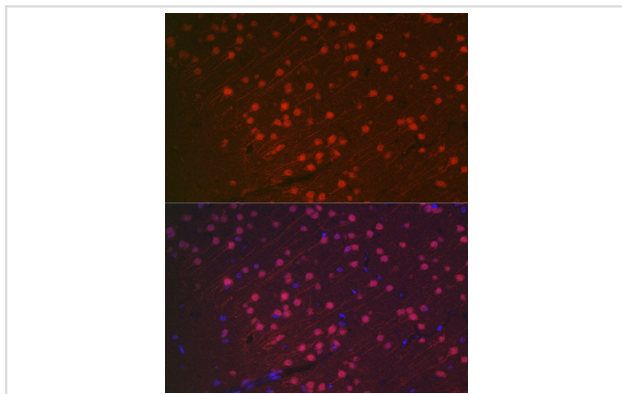
Immunohistochemistry of paraffin-embedded mouse brain using [KO Validated] NeuN Rabbit pAb.




Western blot analysis of extracts of various cell lines, using NeuN antibody.



Immunofluorescence analysis of mouse brain using [KO Validated] NeuN Rabbit pAb.



Immunofluorescence analysis of rat brain using [KO Validated] NeuN Rabbit pAb.



Western blot analysis of extracts from Mouse kidney, using NeuN Antibody. The lane on the left was treated with blocking peptide.

Background

This gene encodes a member of the RNA-binding FOX protein family which is involved in the regulation of alternative splicing of pre-mRNA. The protein has an N-terminal proline-rich region, an RNA recognition motif (RRM) domain, and a C-terminal alanine-rich region. This gene produces the neuronal nuclei (NeuN) antigen that has been widely used as a marker for post-mitotic neurons. This gene has its highest expression in the central nervous system and plays a prominent role in neural tissue development and regulation of adult brain function. Mutations in this gene have been associated with numerous neurological disorders. Alternative splicing of this gene results in multiple transcript variants encoding distinct isoforms.

Note: This product is for in vitro research use only