

## HK1 Antibody

Catalog No: #32133

Package Size: #32133-1 50ul #32133-2 100ul

Orders: [order@signalwayantibody.com](mailto:order@signalwayantibody.com)Support: [tech@signalwayantibody.com](mailto:tech@signalwayantibody.com)

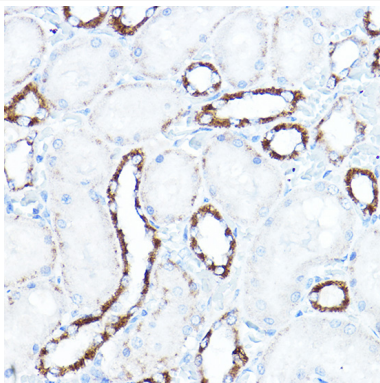
## Description

Product Name	HK1 Antibody
Host Species	Rabbit
Clonality	Polyclonal
Isotype	IgG
Purification	Affinity purification
Applications	WB,IHC,IF
Species Reactivity	Human,Mouse,Rat
Specificity	The antibody detects endogenous level of total HK1 protein.
Immunogen Type	Recombinant Protein
Immunogen Description	Recombinant fusion protein of human HK1 (NP_000179.2).
Target Name	HK1
Other Names	HK1;HK;HK1-ta;HK1-tb;HK1-tc;HKD;HKI;HMSNR;HXK1;hexokinase;RP79
Accession No.	Uniprot:P19367GenelD:3098
Uniprot	P19367
GenelD	3098
SDS-PAGE MW	102KDa
Concentration	1.0mg/ml
Formulation	PBS with 0.02% sodium azide,50% glycerol,pH7.3.
Storage	Store at -20°C. Avoid freeze / thaw cycles.

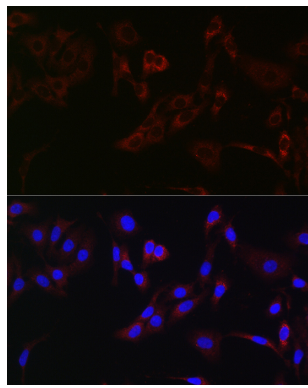
## Application Details

WB □ 1:500 - 1:2000 IHC □ 1:50 - 1:200 IF □ 1:50 - 1:200

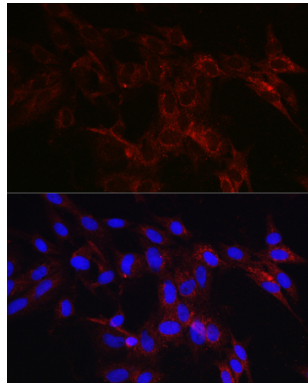
## Images



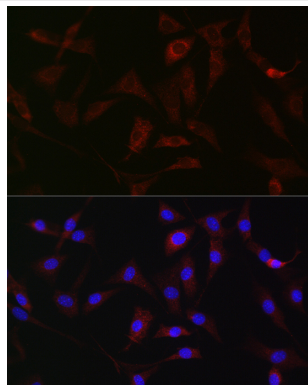
Immunohistochemistry of paraffin-embedded rat kidney using HK1 Rabbit pAb.



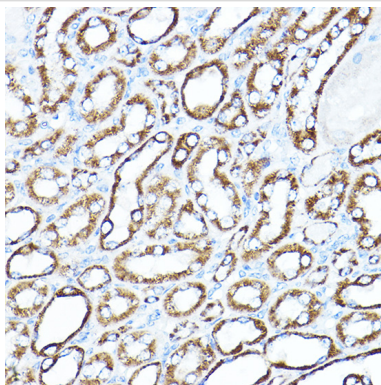
Immunofluorescence analysis of A-549 cells using [KO Validated] HK1 Rabbit pAb.



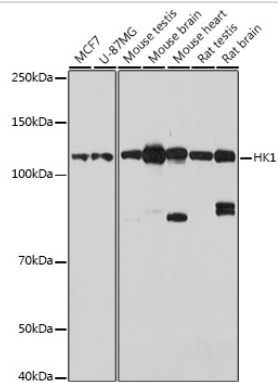
Immunofluorescence analysis of C6 cells using [KO Validated] HK1 Rabbit pAb.



Immunofluorescence analysis of NIH/3T3 cells using [KO Validated] HK1 Rabbit pAb.



Immunohistochemistry of paraffin-embedded mouse kidney using HK1 Rabbit pAb.



Western blot analysis of extracts of various cell lines, using HK1 antibody.

## Background

---

Hexokinases phosphorylate glucose to produce glucose-6-phosphate, the first step in most glucose metabolism pathways. This gene encodes a ubiquitous form of hexokinase which localizes to the outer membrane of mitochondria. Mutations in this gene have been associated with hemolytic anemia due to hexokinase deficiency. Alternative splicing of this gene results in several transcript variants which encode different isoforms, some of which are tissue-specific.

---

Note: This product is for in vitro research use only