

ANXA1 Antibody

Catalog No: #32168

Package Size: #32168-1 50ul #32168-2 100ul

Orders: order@signalwayantibody.comSupport: tech@signalwayantibody.com

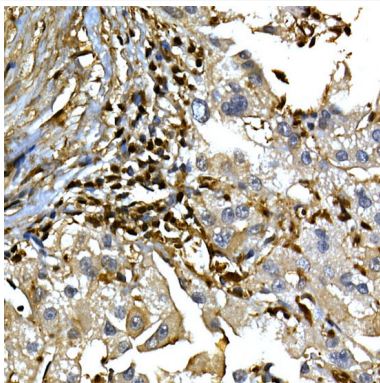
Description

Product Name	ANXA1 Antibody
Host Species	Rabbit
Clonality	Polyclonal
Isotype	IgG
Purification	Affinity purification
Applications	WB,IHC,IF
Species Reactivity	Human,Mouse,Rat
Specificity	The antibody detects endogenous level of total ANXA1 protein.
Immunogen Type	Recombinant Protein
Immunogen Description	Recombinant fusion protein of human ANXA1 (NP_000691.1).
Target Name	ANXA1
Other Names	ANXA1;ANX1;LPC1
Accession No.	Uniprot:P04083GenelD:301
Uniprot	P04083
GenelD	301
SDS-PAGE MW	37KDa
Concentration	1.0mg/ml
Formulation	PBS with 0.02% sodium azide,50% glycerol,pH7.3.
Storage	Store at -20°C. Avoid freeze / thaw cycles.


Application Details

WB \square 1:500 - 1:2000 IHC \square 1:50 - 1:200 IF \square 1:50 - 1:200

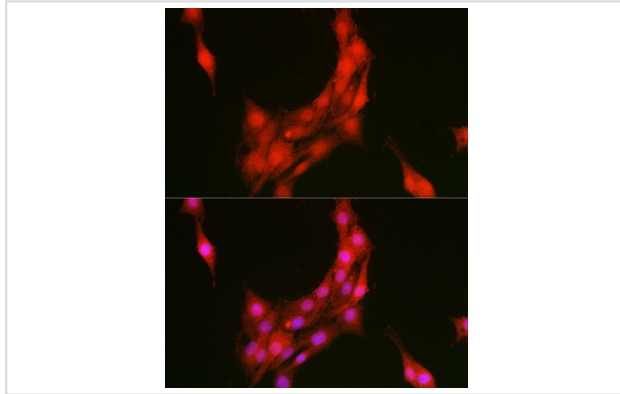
Images



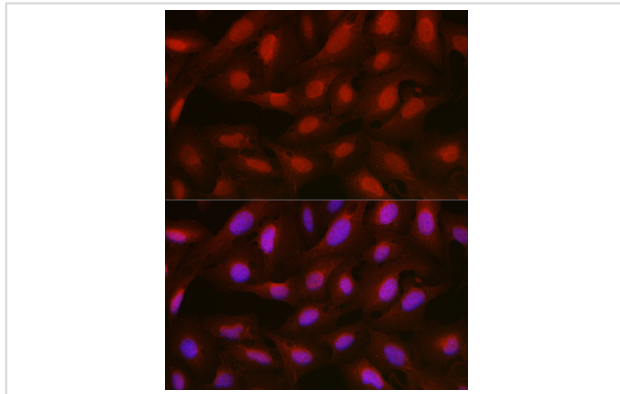
Immunohistochemistry of paraffin-embedded human liver cancer using [KO Validated] ANXA1 Rabbit pAb.



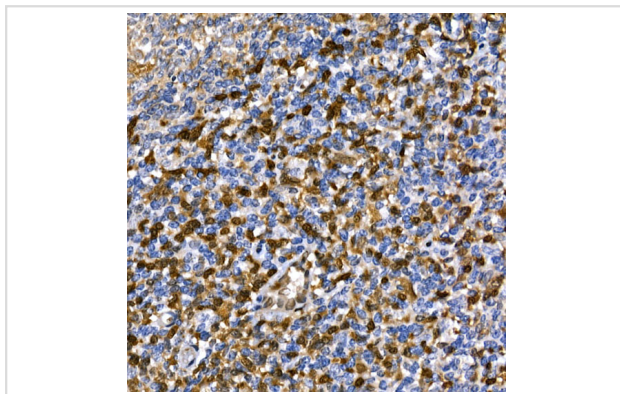
Western blot analysis of extracts of various cell lines, using ANXA1 antibody.



Immunofluorescence analysis of PC-12 cells using [KO Validated] ANXA1 Rabbit pAb.



Immunofluorescence analysis of U2OS cells using [KO Validated] ANXA1 Rabbit pAb.



Immunohistochemistry of paraffin-embedded human tonsil using [KO Validated] ANXA1 Rabbit pAb.

Background

This gene encodes a membrane-localized protein that binds phospholipids. This protein inhibits phospholipase A2 and has anti-inflammatory activity. Loss of function or expression of this gene has been detected in multiple tumors.

Note: This product is for in vitro research use only