

PHPT1 Antibody

Catalog No: #32170

Package Size: #32170-1 50ul #32170-2 100ul

Orders: order@signalwayantibody.com

Support: tech@signalwayantibody.com

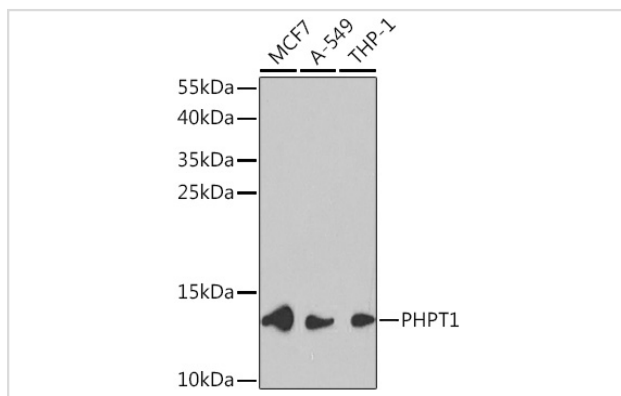
Description

Product Name	PHPT1 Antibody
Host Species	Rabbit
Clonality	Polyclonal
Isotype	IgG
Purification	Affinity purification
Applications	WB,IHC
Species Reactivity	Human,Mouse,Rat
Specificity	The antibody detects endogenous level of total PHPT1 protein.
Immunogen Type	Recombinant Protein
Immunogen Description	Recombinant fusion protein of human PHPT1 (NP_054891.2).
Target Name	PHPT1
Other Names	PHPT1;CGI-202;HEL-S-132P;HSPC141;PHP;PHP14
Accession No.	Uniprot:Q9NRX4GeneID:29085
Uniprot	Q9NRX4
GeneID	29085
SDS-PAGE MW	13kDa
Concentration	1.0mg/ml
Formulation	PBS with 0.02% sodium azide,50% glycerol,pH7.3.
Storage	Store at -20°C. Avoid freeze / thaw cycles.

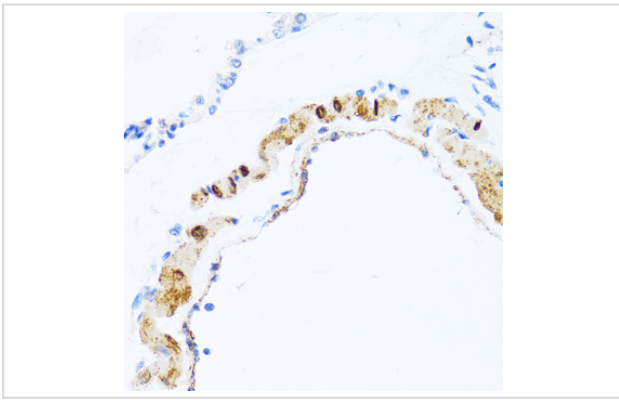
Application Details

WB 1:500 - 1:2000 IHC 1:50 - 1:200

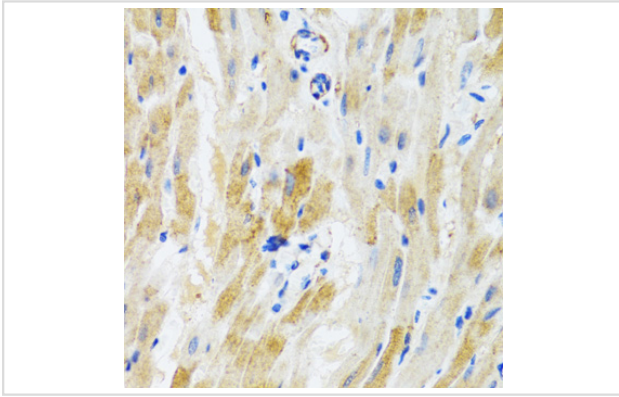
Images



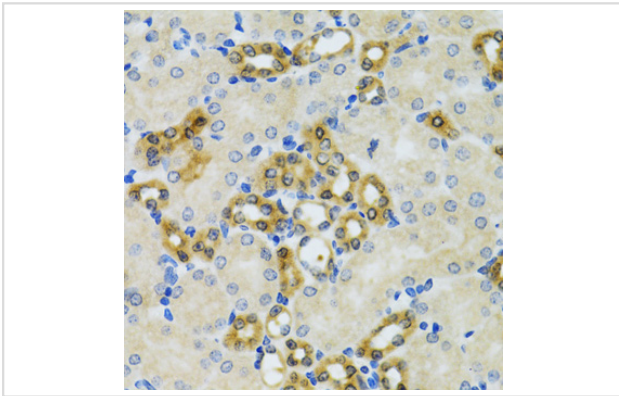
Western blot analysis of extracts of various cell lines, using PHPT1 Rabbit pAb.



Immunohistochemistry of paraffin-embedded rat lung using PHPT1 antibody.



Immunohistochemistry of paraffin-embedded mouse heart using PHPT1 antibody.



Immunohistochemistry of paraffin-embedded mouse kidney using PHPT1 antibody.

Background

This gene encodes an enzyme that catalyzes the reversible dephosphorylation of histidine residues in proteins. It may be involved in the dephosphorylation of G-beta and ATP citrate lyase and in negatively regulating CD4 T lymphocytes by dephosphorylation and inhibition of KCa3.1 channels. Alternative splicing results in multiple transcript variants.

Note: This product is for in vitro research use only