

AMACR Antibody

Catalog No: #32171

Package Size: #32171-1 50ul #32171-2 100ul

Orders: order@signalwayantibody.com

Support: tech@signalwayantibody.com

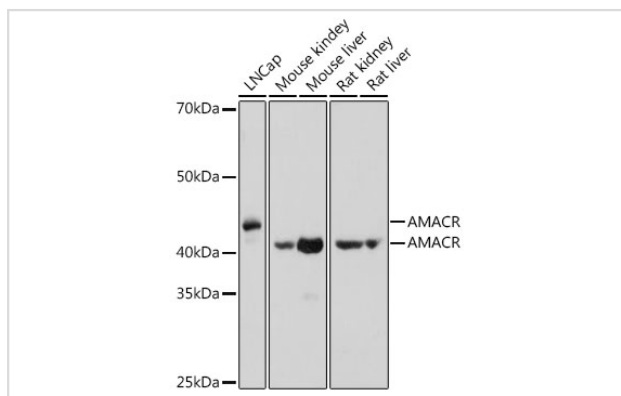
Description

Product Name	AMACR Antibody
Host Species	Rabbit
Clonality	Polyclonal
Isotype	IgG
Purification	Affinity purification
Applications	WB,IHC,IF
Species Reactivity	Human,Mouse,Rat
Specificity	The antibody detects endogenous level of total AMACR protein.
Immunogen Type	Recombinant Protein
Immunogen Description	Recombinant fusion protein of human AMACR (NP_976316.1).
Target Name	AMACR
Other Names	AMACR;AMACRD;CBAS4;P504S;RACE;RM
Accession No.	Uniprot:Q9UHK6GeneID:23600
Uniprot	Q9UHK6
GeneID	23600
SDS-PAGE MW	42kDa/43kDa
Concentration	1.0mg/ml
Formulation	PBS with 0.02% sodium azide,50% glycerol,pH7.3.
Storage	Store at -20°C. Avoid freeze / thaw cycles.

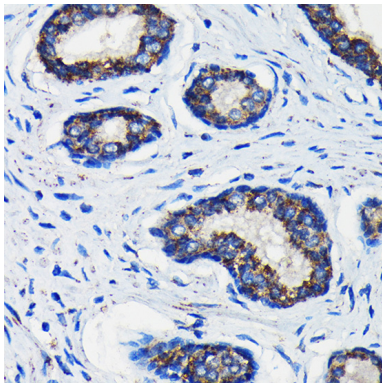
Application Details

WB □ 1:500 - 1:2000 IHC □ 1:50 - 1:200 IF □ 1:50 - 1:200

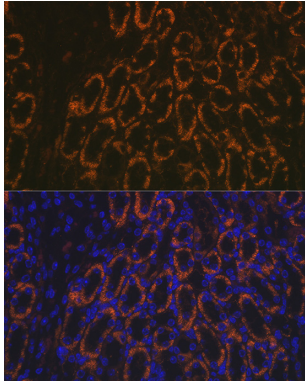
Images



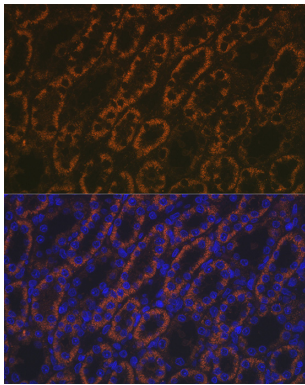
Western blot analysis of extracts of various cell lines, using AMACR antibody.



Immunohistochemistry of paraffin-embedded human prostate cancer using AMACR Rabbit pAb.



Immunofluorescence analysis of mouse kidney using AMACR Rabbit pAb.



Immunofluorescence analysis of rat kidney using AMACR Rabbit pAb.

Background

This gene encodes a racemase. The encoded enzyme interconverts pristanoyl-CoA and C27-bile acylCoAs between their (R)- and (S)-stereoisomers. The conversion to the (S)-stereoisomers is necessary for degradation of these substrates by peroxisomal beta-oxidation. Encoded proteins from this locus localize to both mitochondria and peroxisomes. Mutations in this gene may be associated with adult-onset sensorimotor neuropathy, pigmentary retinopathy, and adrenomyeloneuropathy due to defects in bile acid synthesis. Alternatively spliced transcript variants have been described. Read-through transcription also exists between this gene and the upstream neighboring C1QTNF3 (C1q and tumor necrosis factor related protein 3) gene.

Note: This product is for in vitro research use only