

CAPN1 Antibody

Catalog No: #32201

Package Size: #32201-1 50ul #32201-2 100ul

Orders: order@signalwayantibody.com

Support: tech@signalwayantibody.com

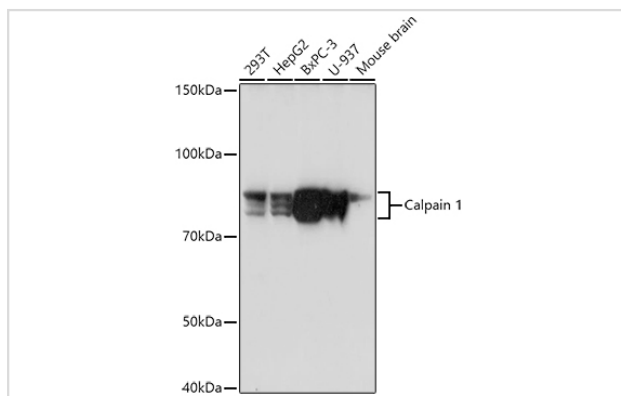
Description

Product Name	CAPN1 Antibody
Host Species	Rabbit
Clonality	Polyclonal
Isotype	IgG
Purification	Affinity purification
Applications	WB,IHC,IF
Species Reactivity	Human,Mouse,Rat
Specificity	The antibody detects endogenous level of total CAPN1 protein.
Immunogen Type	Recombinant Protein
Immunogen Description	Recombinant fusion protein of human Calpain 1 (NP_005177.2).
Target Name	CAPN1
Other Names	CAPN1;CANP;CANP1;CANPL1;SPG76;muCANP;muCL;calpain 1
Accession No.	Uniprot:P07384GeneID:823
Uniprot	P07384
GeneID	823
SDS-PAGE MW	75-80KDa
Concentration	1.0mg/ml
Formulation	PBS with 0.02% sodium azide,50% glycerol,pH7.3.
Storage	Store at -20°C. Avoid freeze / thaw cycles.

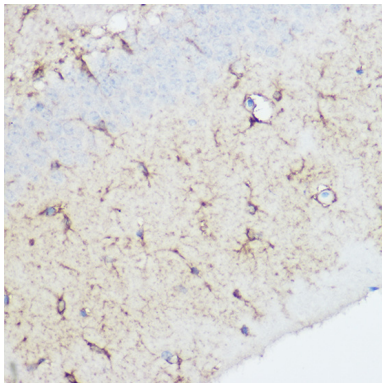
Application Details

WB □ 1:500 - 1:2000 IHC □ 1:50 - 1:200 IF □ 1:50 - 1:200

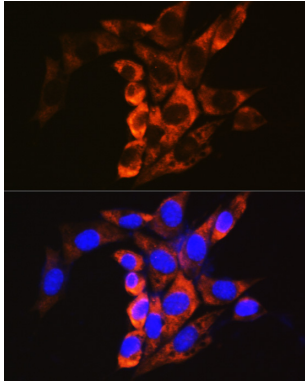
Images



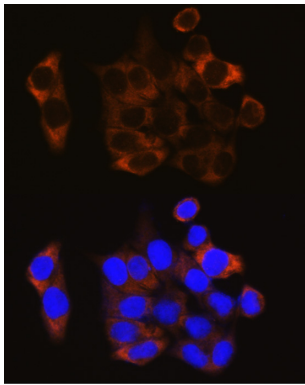
Western blot analysis of extracts of various cell lines, using Calpain 1 antibody.



Immunohistochemistry of paraffin-embedded rat brain using Calpain 1 Rabbit pAb.



Immunofluorescence analysis of NIH/3T3 cells using Calpain 1 antibody.



Immunofluorescence analysis of HeLa cells using Calpain 1 antibody.

Background

The calpains, calcium-activated neutral proteases, are nonlysosomal, intracellular cysteine proteases. The mammalian calpains include ubiquitous, stomach-specific, and muscle-specific proteins. The ubiquitous enzymes consist of heterodimers with distinct large, catalytic subunits associated with a common small, regulatory subunit. This gene encodes the large subunit of the ubiquitous enzyme, calpain 1. Several transcript variants encoding two different isoforms have been found for this gene.

Note: This product is for in vitro research use only