

HGF Antibody

Catalog No: #32218

Package Size: #32218-1 50ul #32218-2 100ul

Orders: order@signalwayantibody.comSupport: tech@signalwayantibody.com


Description

Product Name	HGF Antibody
Host Species	Rabbit
Clonality	Polyclonal
Isotype	IgG
Purification	Affinity purification
Applications	WB,IHC,IF
Species Reactivity	Human,Mouse,Rat
Specificity	The antibody detects endogenous level of total HGF protein.
Immunogen Type	Recombinant Protein
Immunogen Description	Recombinant fusion protein of human HGF (NP_001010933.1).
Target Name	HGF
Other Names	HGF;DFNB39;F-TCF;HGFB;HPTA;SF
Accession No.	Uniprot:P14210GeneID:3082
Uniprot	P14210
GeneID	3082
SDS-PAGE MW	54kDa
Concentration	1.0mg/ml
Formulation	PBS with 0.02% sodium azide,50% glycerol,pH7.3.
Storage	Store at -20°C. Avoid freeze / thaw cycles.

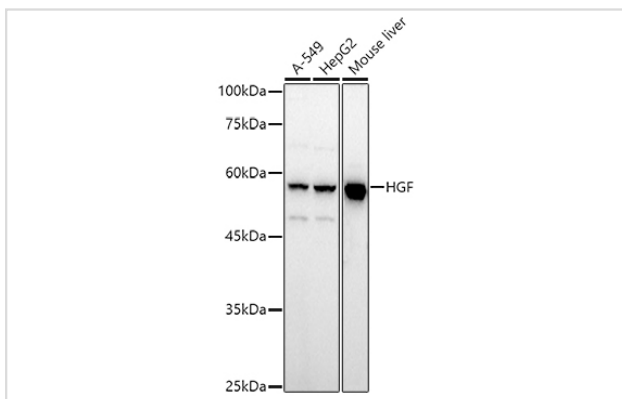
Application Details

WB □ 1:500 - 1:2000 IHC □ 1:50 - 1:200 IF □ 1:50 - 1:200

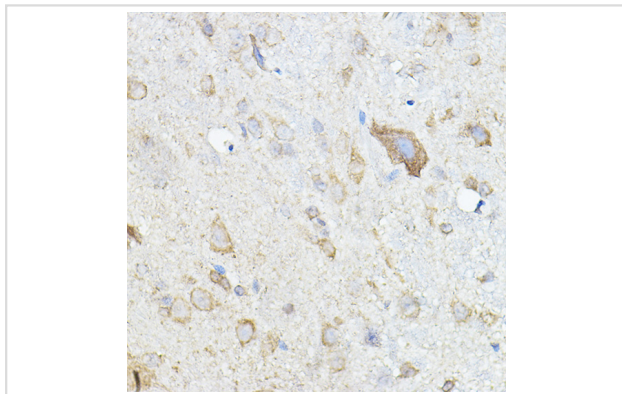
Images



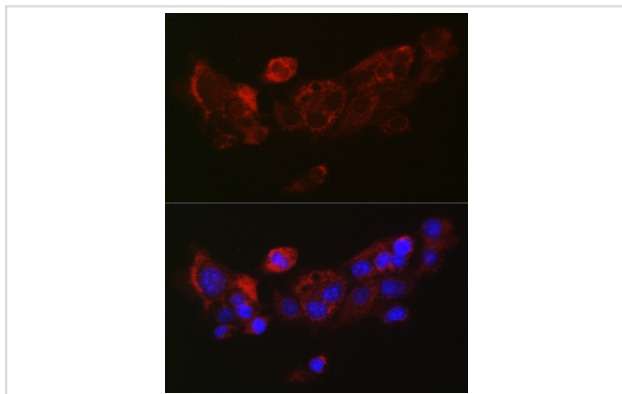
Western blot analysis of extracts of Rat liver, using HGF antibody.



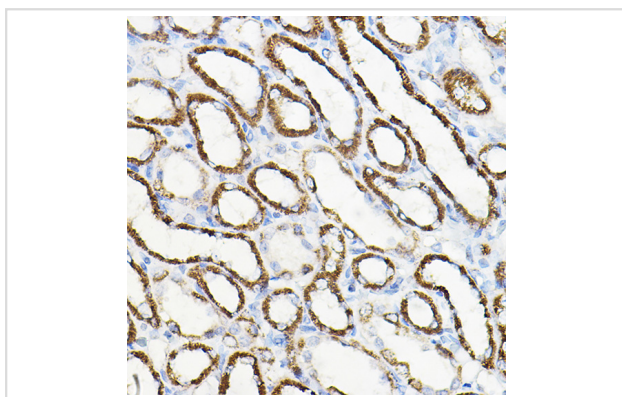
Western blot analysis of extracts of various cell lines, using HGF antibody.



Immunohistochemistry of paraffin-embedded mouse spinal cord using HGF Rabbit pAb.



Immunofluorescence analysis of HepG2 cells using HGF Rabbit pAb.



Immunohistochemistry of paraffin-embedded rat kidney using HGF Rabbit pAb.

Background

This gene encodes a protein that binds to the hepatocyte growth factor receptor to regulate cell growth, cell motility and morphogenesis in numerous cell and tissue types. Alternative splicing results in multiple transcript variants, at least one of which encodes a preproprotein that is proteolytically processed to generate alpha and beta chains, which form the mature heterodimer. This protein is secreted by mesenchymal cells and acts as a multi-functional cytokine on cells of mainly epithelial origin. This protein also plays a role in angiogenesis, tumorigenesis, and tissue regeneration. Although the encoded protein is a member of the peptidase S1 family of serine proteases, it lacks peptidase activity. Mutations in this gene are associated with nonsyndromic hearing loss.

Note: This product is for in vitro research use only