

TGFBR2 Antibody

Catalog No: #32275

Package Size: #32275-1 50ul #32275-2 100ul

Orders: order@signalwayantibody.comSupport: tech@signalwayantibody.com

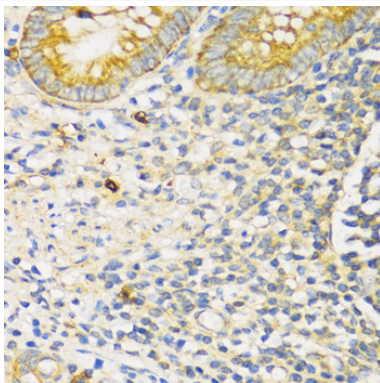
Description

Product Name	TGFBR2 Antibody
Host Species	Rabbit
Clonality	Polyclonal
Isotype	IgG
Purification	Affinity purification
Applications	WB,IHC,IF
Species Reactivity	Human,Mouse,Rat
Specificity	The antibody detects endogenous level of total TGFBR2 protein.
Immunogen Type	Recombinant Protein
Immunogen Description	Recombinant fusion protein of human TGF beta Receptor II (TGF beta Receptor II (TGFBR2)) (NP_003233.4).
Target Name	TGFBR2
Other Names	AAT3;FAA3;LDS1B;LDS2;LDS2B;MFS2;RIIC;TAAD2;TGFR-2;TGFBeta-RII;TGF beta Receptor II;TGFBR2
Accession No.	Uniprot:P37173GeneID:7048
Uniprot	P37173
GeneID	7048
SDS-PAGE MW	70KDa
Concentration	1.0mg/ml
Formulation	PBS with 0.02% sodium azide,50% glycerol,pH7.3.
Storage	Store at -20°C. Avoid freeze / thaw cycles.

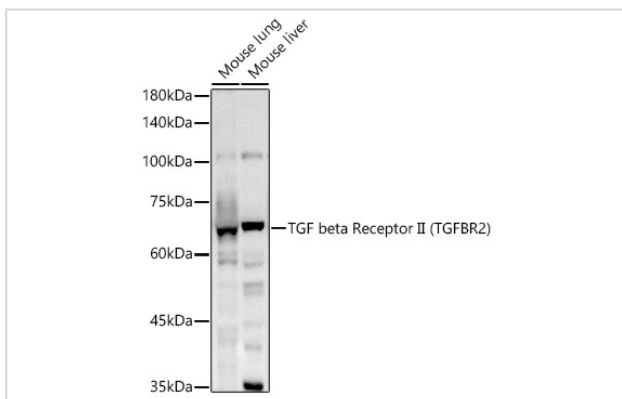
Application Details

WB □ 1:500 - 1:2000 IHC □ 1:50 - 1:200 IF □ 1:50 - 1:200

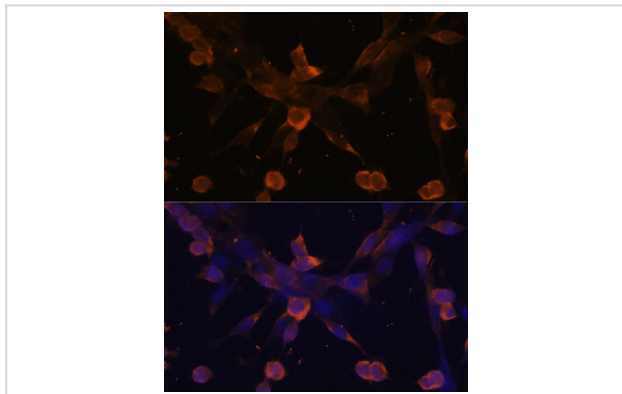
Images



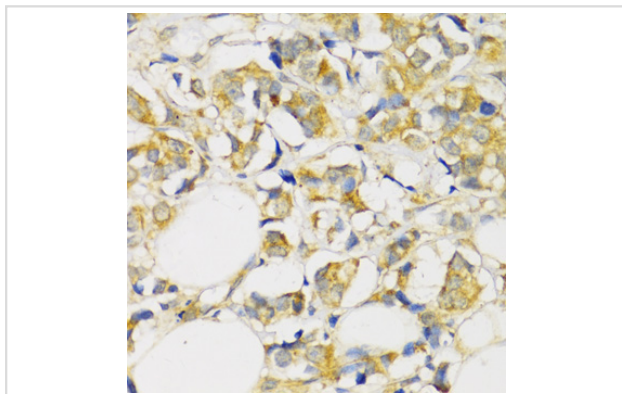
Immunohistochemistry of paraffin-embedded human appendix using TGF beta Receptor II (TGF beta Receptor II (TGFBR2)) antibody.



Western blot analysis of extracts of various cell lines, using TGF beta Receptor II (TGFB2) antibody.



Immunofluorescence analysis of NIH/3T3 cells using TGF beta Receptor II (TGFB2) antibody.



Immunohistochemistry of paraffin-embedded human breast cancer using TGF beta Receptor II (TGFB2) antibody.

Background

This gene encodes a member of the Ser/Thr protein kinase family and the TGFβ receptor subfamily. The encoded protein is a transmembrane protein that has a protein kinase domain, forms a heterodimeric complex with another receptor protein, and binds TGF-β. This receptor/ligand complex phosphorylates proteins, which then enter the nucleus and regulate the transcription of a subset of genes related to cell proliferation. Mutations in this gene have been associated with Marfan Syndrome, Loeys-Deitz Aortic Aneurysm Syndrome, and the development of various types of tumors. Alternatively spliced transcript variants encoding different isoforms have been characterized.

Note: This product is for in vitro research use only