

## PRMT5 Antibody

Catalog No: #32297

Package Size: #32297-1 50ul #32297-2 100ul

Orders: [order@signalwayantibody.com](mailto:order@signalwayantibody.com)Support: [tech@signalwayantibody.com](mailto:tech@signalwayantibody.com)

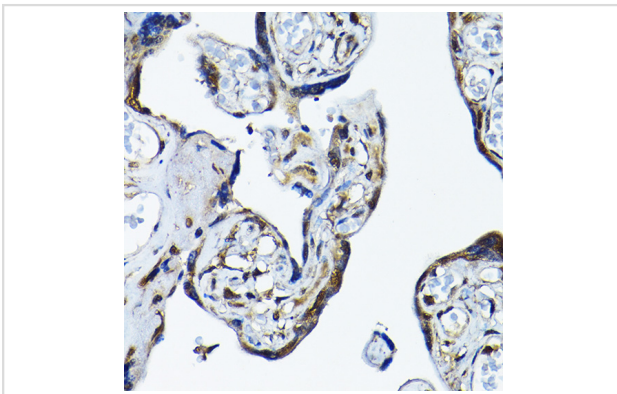
## Description

Product Name	PRMT5 Antibody
Host Species	Rabbit
Clonality	Polyclonal
Isotype	IgG
Purification	Affinity purification
Applications	WB,IHC,IF
Species Reactivity	Human,Mouse,Rat
Specificity	The antibody detects endogenous level of total PRMT5 protein.
Immunogen Type	Peptide
Immunogen Description	A synthetic peptide of human PRMT5 (NP_006100.2).
Target Name	PRMT5
Other Names	HRMT1L5;IBP72;JBP1;SKB1;SKB1Hs;PRMT5
Accession No.	Uniprot:O14744GeneID:10419
Uniprot	O14744
GeneID	10419
SDS-PAGE MW	70kDa
Concentration	1.0mg/ml
Formulation	PBS with 0.02% sodium azide,50% glycerol,pH7.3.
Storage	Store at -20°C. Avoid freeze / thaw cycles.

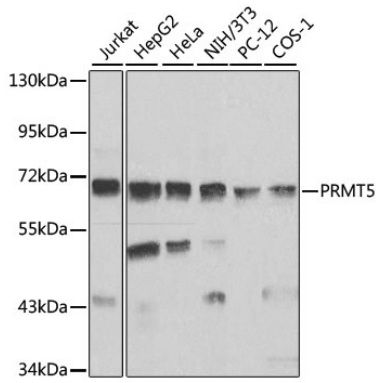
## Application Details

WB □ 1:500 - 1:2000 IHC □ 1:50 - 1:100 IF □ 1:50 - 1:200

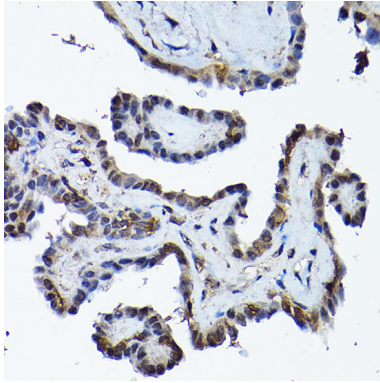
## Images



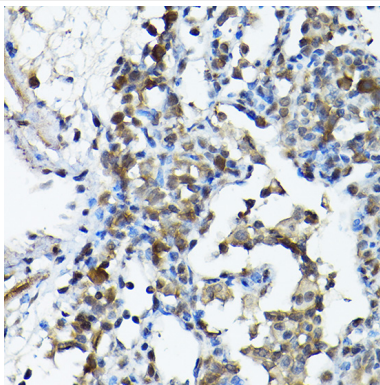
Immunohistochemistry of paraffin-embedded human placenta using PRMT5 Rabbit pAb.



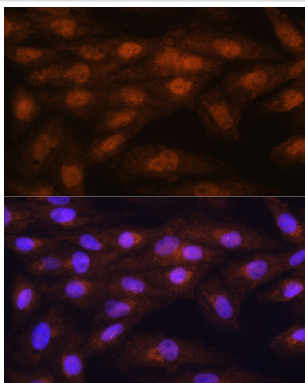
Western blot analysis of extracts of various cell lines, using PRMT5 antibody.



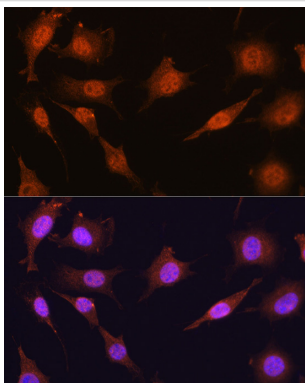
Immunohistochemistry of paraffin-embedded human thyroid cancer using PRMT5 Rabbit pAb.



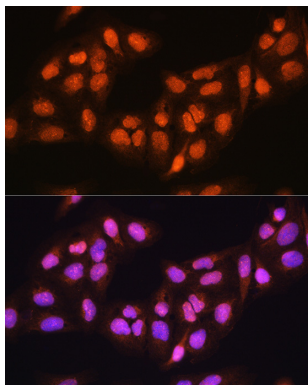
Immunohistochemistry of paraffin-embedded rat lung using PRMT5 Rabbit pAb.



Immunofluorescence analysis of H9C2 cells using PRMT5 Rabbit pAb.



Immunofluorescence analysis of L929 cells using PRMT5 Rabbit pAb.



Immunofluorescence analysis of U-2 OS cells using PRMT5 Rabbit pAb.

## Background

This gene encodes an enzyme that belongs to the methyltransferase family. The encoded protein catalyzes the transfer of methyl groups to the amino acid arginine, in target proteins that include histones, transcriptional elongation factors and the tumor suppressor p53. This gene plays a role in several cellular processes, including transcriptional regulation, and the assembly of small nuclear ribonucleoproteins. A pseudogene of this gene has been defined on chromosome 4. Alternative splicing results in multiple transcript variants encoding different isoforms.

Note: This product is for in vitro research use only