

BTK Antibody

Catalog No: #32321

Package Size: #32321-1 50ul #32321-2 100ul

Orders: order@signalwayantibody.comSupport: tech@signalwayantibody.com

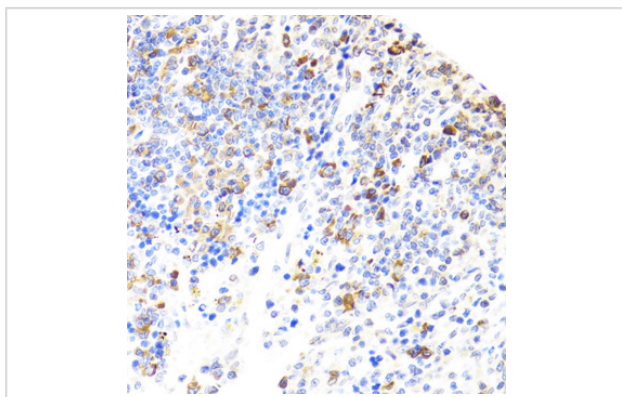
Description

Product Name	BTK Antibody
Host Species	Rabbit
Clonality	Polyclonal
Isotype	IgG
Purification	Affinity purification
Applications	WB,IHC
Species Reactivity	Human,Mouse,Rat
Specificity	The antibody detects endogenous level of total BTK protein.
Immunogen Type	Recombinant Protein
Immunogen Description	Recombinant fusion protein of human BTK (NP_000052.1).
Target Name	BTK
Other Names	AGMX1;AT;ATK;BPK;IMD1;PSCTK1;XLA;BTK
Accession No.	Uniprot:Q06187GeneID:695
Uniprot	Q06187
GeneID	695
SDS-PAGE MW	Refer to Figures
Concentration	1.0mg/ml
Formulation	PBS with 0.02% sodium azide,50% glycerol,pH7.3.
Storage	Store at -20°C. Avoid freeze / thaw cycles.

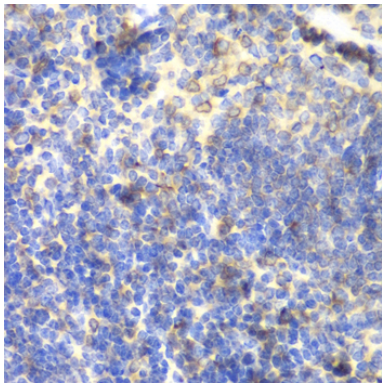
Application Details

WB □ 1:500 - 1:2000 IHC □ 1:50 - 1:100

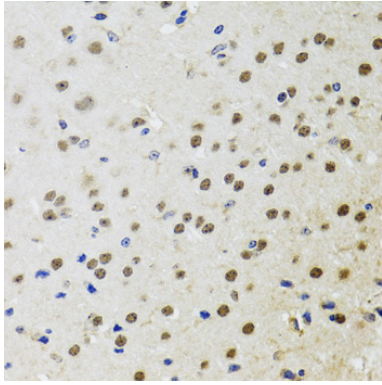
Images



Immunohistochemistry of paraffin-embedded rat spleen using BTK antibody.



Immunohistochemistry of paraffin-embedded mouse spleen using BTK antibody.



Immunohistochemistry of paraffin-embedded mouse brain using BTK antibody.

Background

The protein encoded by this gene plays a crucial role in B-cell development. Mutations in this gene cause X-linked agammaglobulinemia type 1, which is an immunodeficiency characterized by the failure to produce mature B lymphocytes, and associated with a failure of Ig heavy chain rearrangement. Alternative splicing results in multiple transcript variants encoding different isoforms.

Note: This product is for in vitro research use only