

SPARC Antibody

Catalog No: #32342

Package Size: #32342-1 50ul #32342-2 100ul

Orders: order@signalwayantibody.comSupport: tech@signalwayantibody.com

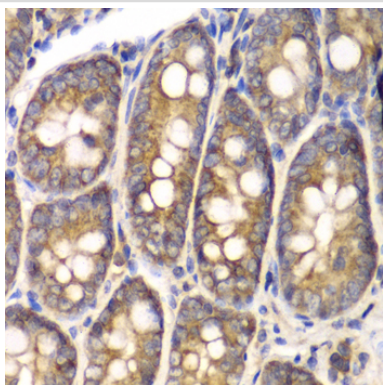
Description

Product Name	SPARC Antibody
Host Species	Rabbit
Clonality	Polyclonal
Isotype	IgG
Purification	Affinity purification
Applications	WB,IHC,IF
Species Reactivity	Human,Mouse,Rat
Specificity	The antibody detects endogenous level of total SPARC protein.
Immunogen Type	Recombinant Protein
Immunogen Description	Recombinant fusion protein of human SPARC (NP_003109.1).
Target Name	SPARC
Other Names	SPARC;BM-40;OI17
Accession No.	Uniprot:P09486GenelD:6678
Uniprot	P09486
GenelD	6678
SDS-PAGE MW	35kDa
Concentration	1.0mg/ml
Formulation	PBS with 0.02% sodium azide,50% glycerol,pH7.3.
Storage	Store at -20°C. Avoid freeze / thaw cycles.

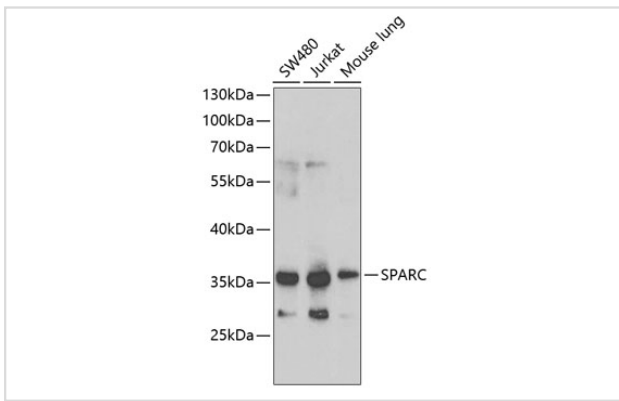
Application Details

WB 1:500 - 1:2000 IHC 1:50 - 1:200 IF 1:50 - 1:200

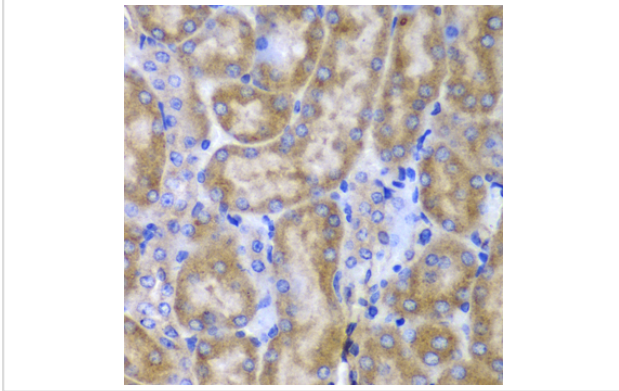
Images



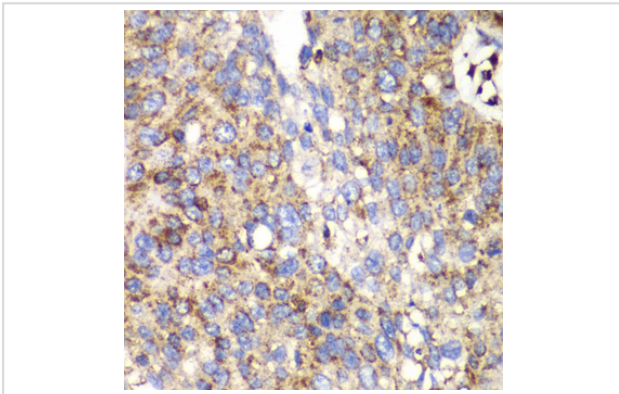
Immunohistochemistry of paraffin-embedded rat Intestine using SPARC antibody.



Western blot analysis of extracts of various cell lines, using SPARC antibody.



Immunohistochemistry of paraffin-embedded mouse kidney using SPARC antibody.



Immunohistochemistry of paraffin-embedded human lung cancer using SPARC antibody.

Background

This gene encodes a cysteine-rich acidic matrix-associated protein. The encoded protein is required for the collagen in bone to become calcified but is also involved in extracellular matrix synthesis and promotion of changes to cell shape. The gene product has been associated with tumor suppression but has also been correlated with metastasis based on changes to cell shape which can promote tumor cell invasion. Three transcript variants encoding different isoforms have been found for this gene.

Note: This product is for in vitro research use only