

DCN Antibody

Catalog No: #32376

Package Size: #32376-1 50ul #32376-2 100ul

Orders: order@signalwayantibody.com

Support: tech@signalwayantibody.com


Description

Product Name	DCN Antibody
Host Species	Rabbit
Clonality	Polyclonal
Purification	Antibodies were purified by affinity purification using immunogen.
Applications	WB,IHC,IF
Species Reactivity	Human,Mouse,Rat
Specificity	The antibody detects endogenous level of total DCN protein.
Immunogen Type	Recombinant Protein
Immunogen Description	Recombinant protein of human DCN.
Target Name	DCN
Other Names	CSCD; DSPG2; PG40; PGII; PGS2
Accession No.	Swiss-Prot:P07585NCBI Gene ID:1634
Uniprot	P07585
GeneID	1634;
SDS-PAGE MW	30KD
Concentration	1.0mg/ml
Formulation	Supplied at 1.0mg/mL in phosphate buffered saline (without Mg ²⁺ and Ca ²⁺), pH 7.4, 150mM NaCl, 0.02% sodium azide and 50% glycerol.
Storage	Store at -20°C

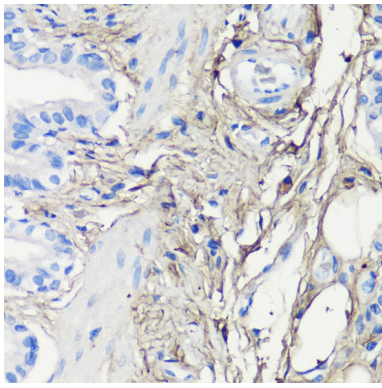
Application Details

WB □ 1:500 - 1:2000 IHC □ 1:50 - 1:200 IF □ 1:50 - 1:200

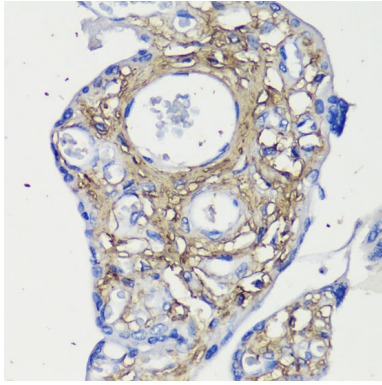
Images



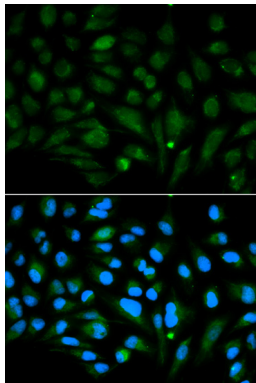
Western blot analysis of extracts of various cell lines, using Decorin at 1:1000 dilution.



Immunohistochemistry of paraffin-embedded rat lung using Decorin at dilution of 1:200 (40x lens).



Immunohistochemistry of paraffin-embedded human placenta using Decorin at dilution of 1:200 (40x lens).



Immunofluorescence analysis of MCF-7 cells using Decorin .
Blue: DAPI for nuclear staining.

Background

The protein encoded by this gene is a small cellular or pericellular matrix proteoglycan that is closely related in structure to biglycan protein. The encoded protein and biglycan are thought to be the result of a gene duplication. This protein is a component of connective tissue, binds to type I collagen fibrils, and plays a role in matrix assembly. It contains one attached glycosaminoglycan chain. This protein is capable of suppressing the growth of various tumor cell lines. There are multiple alternatively spliced transcript variants known for this gene. This gene is a candidate gene for Marfan syndrome.

Note: This product is for in vitro research use only