

KNG1 Antibody

Catalog No: #32377

Package Size: #32377-1 50ul #32377-2 100ul

Orders: order@signalwayantibody.com

Support: tech@signalwayantibody.com

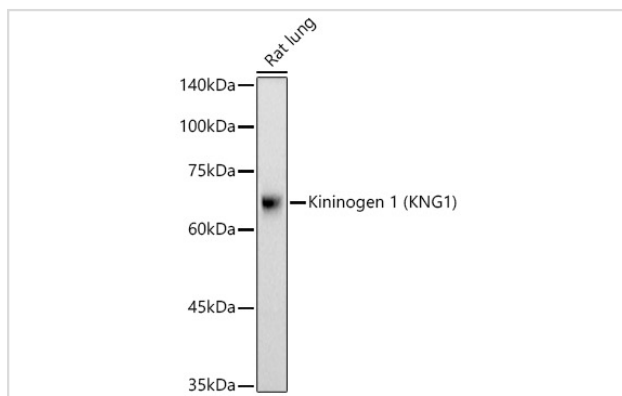
Description

Product Name	KNG1 Antibody
Host Species	Rabbit
Clonality	Polyclonal
Isotype	IgG
Purification	Affinity purification
Applications	WB,IF
Species Reactivity	Human,Mouse,Rat
Specificity	The antibody detects endogenous level of total KNG1 protein.
Immunogen Type	Recombinant Protein
Immunogen Description	Recombinant fusion protein of human Kininogen 1 (Kininogen 1 (KNG1)) (NP_000884.1).
Target Name	KNG1
Other Names	KNG1;BDK;BK;KNG
Accession No.	Uniprot:P01042GenID:3827
Uniprot	P01042
GenID	3827
SDS-PAGE MW	72KDa
Concentration	1.0mg/ml
Formulation	PBS with 0.02% sodium azide,50% glycerol,pH7.3.
Storage	Store at -20°C. Avoid freeze / thaw cycles.

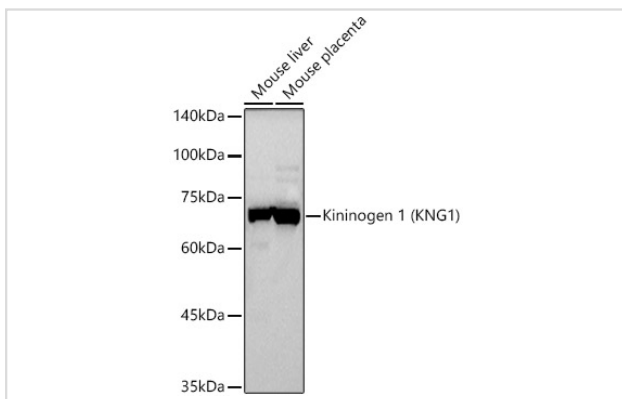
Application Details

WB □ 1:500 - 1:2000 IF □ 1:50 - 1:200

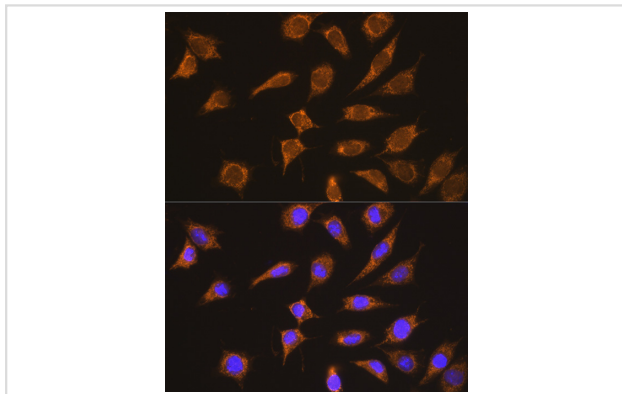
Images



Western blot analysis of extracts of Rat lung, using Kininogen 1 (KNG1) antibody.



Western blot analysis of extracts of various cell lines, using Kininogen 1 (KNG1) antibody.



Immunofluorescence analysis of L929 cells using Kininogen 1 (Kininogen 1 (KNG1)) Rabbit pAb.

Background

This gene uses alternative splicing to generate two different proteins- high molecular weight kininogen (HMWK) and low molecular weight kininogen (LMWK). HMWK is essential for blood coagulation and assembly of the kallikrein-kinin system. Also, bradykinin, a peptide causing numerous physiological effects, is released from HMWK. Bradykinin also functions as an antimicrobial peptide with antibacterial and antifungal activity. In contrast to HMWK, LMWK is not involved in blood coagulation. Three transcript variants encoding different isoforms have been found for this gene.

Note: This product is for in vitro research use only