

DCK Antibody

Catalog No: #32437

Package Size: #32437-1 50ul #32437-2 100ul

Orders: order@signalwayantibody.com

Support: tech@signalwayantibody.com

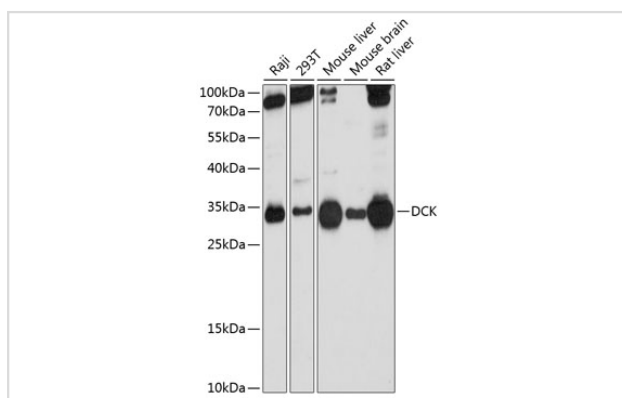
Description

Product Name	DCK Antibody
Host Species	Rabbit
Clonality	Polyclonal
Purification	Antibodies were purified by affinity purification using immunogen.
Applications	WB,IHC,IF
Species Reactivity	Human,Mouse,Rat
Specificity	The antibody detects endogenous level of total DCK protein.
Immunogen Type	Recombinant Protein
Immunogen Description	Recombinant protein of human DCK.
Target Name	DCK
Other Names	MGC117410; MGC138632;
Accession No.	Swiss-Prot:P27707NCBI Gene ID:1633
Uniprot	P27707
GeneID	1633;
SDS-PAGE MW	31KD
Concentration	1.0mg/ml
Formulation	Supplied at 1.0mg/mL in phosphate buffered saline (without Mg ²⁺ and Ca ²⁺), pH 7.4, 150mM NaCl, 0.02% sodium azide and 50% glycerol.
Storage	Store at -20°C

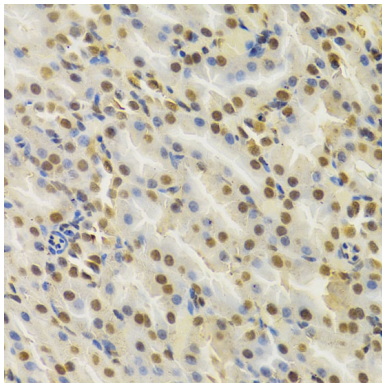
Application Details

WB □ 1:500 - 1:2000 IHC □ 1:50 - 1:200 IF □ 1:50 - 1:200

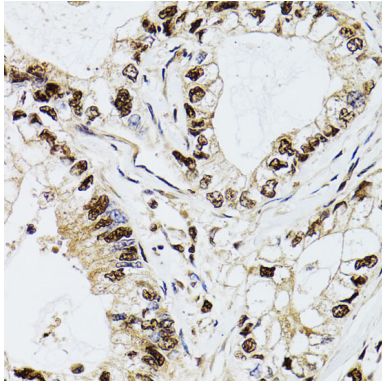
Images



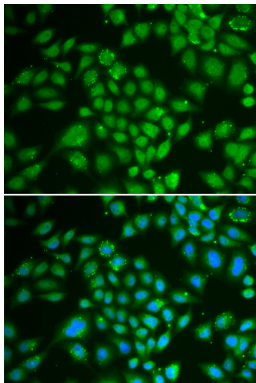
Western blot analysis of extracts of various cell lines, using DCK at 1:1000 dilution.



Immunohistochemistry of paraffin-embedded rat kidney using DCK at dilution of 1:100 (40x lens).



Immunohistochemistry of paraffin-embedded human gastric cancer using DCK at dilution of 1:100 (40x lens).



Immunofluorescence analysis of HeLa cells using DCK . Blue: DAPI for nuclear staining.

Background

Deoxycytidine kinase (dCK) is required for the phosphorylation of several deoxyribonucleoside analogues that are widely employed as chemotherapeutic agents (PMID:12628850). It is also a key enzyme in the phosphorylation of a variety of antineoplastic and antiviral nucleoside analogs including cytosine arabinoside (araC) and dideoxycytidine (ddCyd); deficiency of deoxycytidine kinase activity mediates resistance to these drugs (PMID:1996353). This protein can exist as a homodimer (PMID:16421443). This antibody is specific to DCK.

Note: This product is for in vitro research use only