

CD47 Antibody

Catalog No: #32461

Package Size: #32461-1 50ul #32461-2 100ul

Orders: order@signalwayantibody.com

Support: tech@signalwayantibody.com

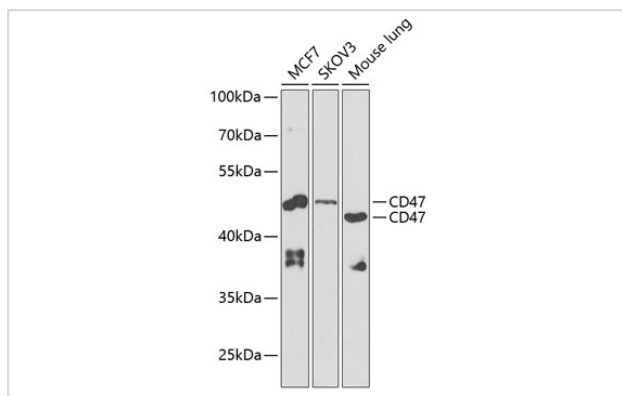
Description

Product Name	CD47 Antibody
Host Species	Rabbit
Clonality	Polyclonal
Purification	Antibodies were purified by affinity purification using immunogen.
Applications	WB,IHC,IF
Species Reactivity	Human,Mouse,Rat
Specificity	The antibody detects endogenous level of total CD47 protein.
Immunogen Type	Recombinant Protein
Immunogen Description	Recombinant protein of human CD47.
Target Name	CD47
Other Names	IAP; OA3; MER6;
Accession No.	Swiss-Prot:Q08722NCBI Gene ID:961
Uniprot	Q08722
GeneID	961;
SDS-PAGE MW	35KD
Concentration	1.0mg/ml
Formulation	Supplied at 1.0mg/mL in phosphate buffered saline (without Mg ²⁺ and Ca ²⁺), pH 7.4, 150mM NaCl, 0.02% sodium azide and 50% glycerol.
Storage	Store at -20°C

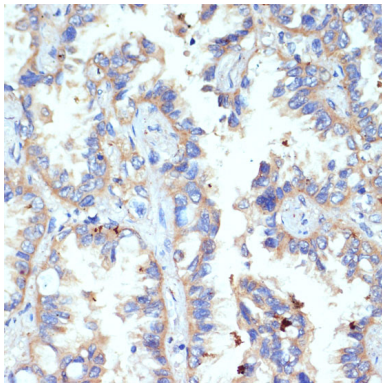
Application Details

WB □ 1:500 - 1:2000 IHC □ 1:50 - 1:200 IF □ 1:50 - 1:200

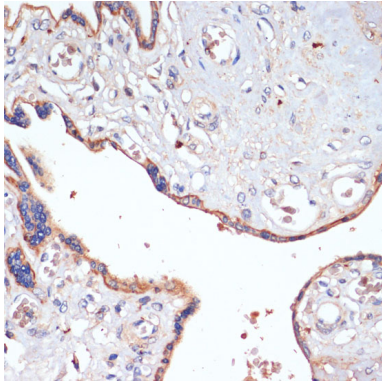
Images



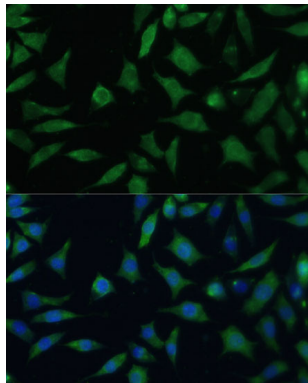
Western blot analysis of extracts of various cell lines, using CD47 at 1:1000 dilution.



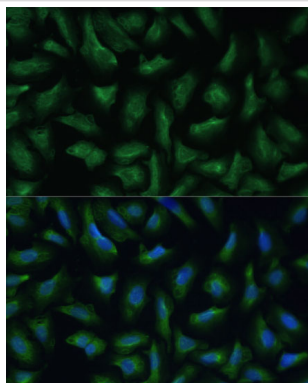
Immunohistochemistry of paraffin-embedded human lung cancer using CD47 at dilution of 1:200 (40x lens).



Immunohistochemistry of paraffin-embedded human placenta using CD47 at dilution of 1:200 (40x lens).



Immunofluorescence analysis of L929 cells using CD47 at dilution of 1:100. Blue: DAPI for nuclear staining.



Immunofluorescence analysis of U-2 OS cells using CD47 at dilution of 1:100. Blue: DAPI for nuclear staining.

Background

This gene encodes a membrane protein, which is involved in the increase in intracellular calcium concentration that occurs upon cell adhesion to extracellular matrix. The encoded protein is also a receptor for the C-terminal cell binding domain of thrombospondin, and it may play a role in membrane transport and signal transduction. This gene has broad tissue distribution, and is reduced in expression on Rh erythrocytes. Alternatively spliced transcript variants have been found for this gene.

Note: This product is for in vitro research use only