

RAB27A Antibody

Catalog No: #32507

Package Size: #32507-1 50ul #32507-2 100ul

Orders: order@signalwayantibody.comSupport: tech@signalwayantibody.com

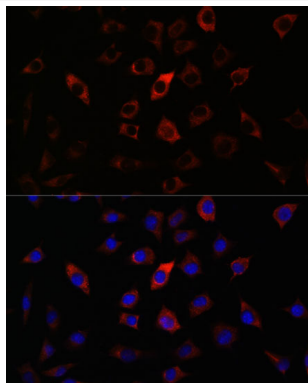
Description

Product Name	RAB27A Antibody
Host Species	Rabbit
Clonality	Polyclonal
Isotype	IgG
Purification	Affinity purification
Applications	WB,IF
Species Reactivity	Human,Mouse
Specificity	The antibody detects endogenous level of total RAB27A protein.
Immunogen Type	Recombinant Protein
Immunogen Description	Recombinant fusion protein of human RAB27A (NP_899057.1).
Target Name	RAB27A
Other Names	RAB27A;GS2;HsT18676;RAB27;RAM
Accession No.	Uniprot:P51159GeneID:5873
Uniprot	P51159
GeneID	5873
SDS-PAGE MW	25kDa
Concentration	1.0mg/ml
Formulation	PBS with 0.02% sodium azide,50% glycerol,pH7.3.
Storage	Store at -20°C. Avoid freeze / thaw cycles.

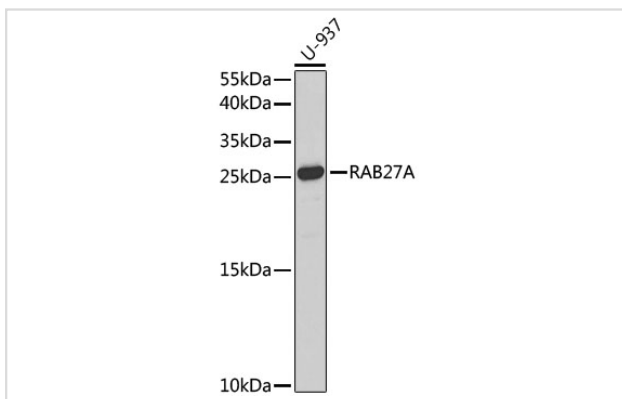
Application Details

WB \square 1:500 - 1:2000 IF \square 1:10 - 1:100

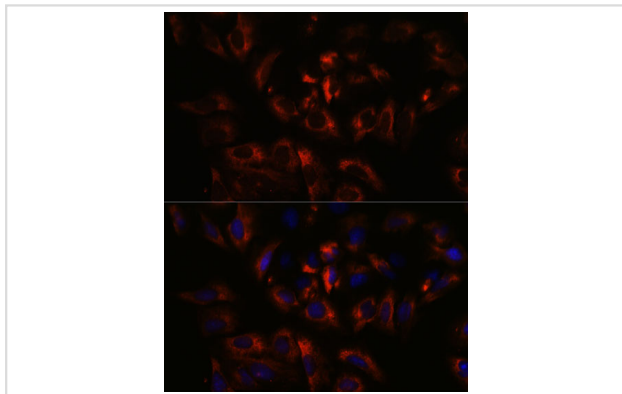
Images



Immunofluorescence analysis of L929 cells using RAB27A antibody.



Western blot analysis of extracts of U-937 cells, using RAB27A antibody.



Immunofluorescence analysis of U-2 OS cells using RAB27A antibody.

Background

The protein encoded by this gene belongs to the small GTPase superfamily, Rab family. The protein is membrane-bound and may be involved in protein transport and small GTPase mediated signal transduction. Mutations in this gene are associated with Griscelli syndrome type 2. Alternative splicing occurs at this locus and four transcript variants encoding the same protein have been identified.

Note: This product is for in vitro research use only