

BMPR1B Antibody

Catalog No: #32547

Package Size: #32547-1 50ul #32547-2 100ul

Orders: order@signalwayantibody.comSupport: tech@signalwayantibody.com

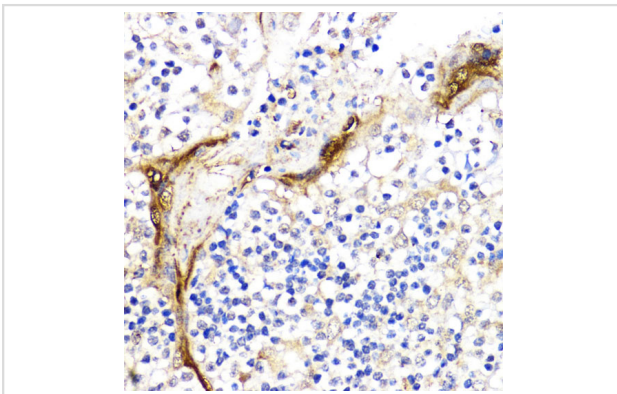
Description

Product Name	BMPR1B Antibody
Host Species	Rabbit
Clonality	Polyclonal
Purification	Antibodies were purified by affinity purification using immunogen.
Applications	WB,IHC,IF
Species Reactivity	Human,Mouse,Rat
Specificity	The antibody detects endogenous level of total BMPR1B protein.
Immunogen Type	Recombinant Protein
Immunogen Description	Recombinant protein of human BMPR1B.
Target Name	BMPR1B
Other Names	ALK6; ALK-6; CDw293;
Accession No.	Swiss-Prot:O00238NCBI Gene ID:658
Uniprot	O00238
GeneID	658;
SDS-PAGE MW	57KD
Concentration	1.0mg/ml
Formulation	Supplied at 1.0mg/mL in phosphate buffered saline (without Mg ²⁺ and Ca ²⁺), pH 7.4, 150mM NaCl, 0.02% sodium azide and 50% glycerol.
Storage	Store at -20°C

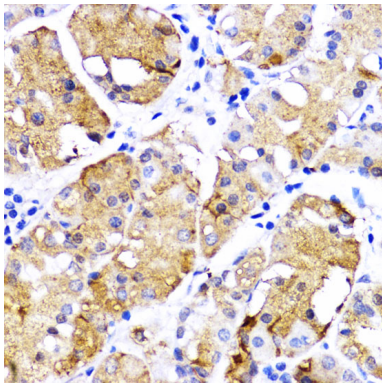
Application Details

WB □ 1:500 - 1:2000 IHC □ 1:50 - 1:200 IF □ 1:50 - 1:200

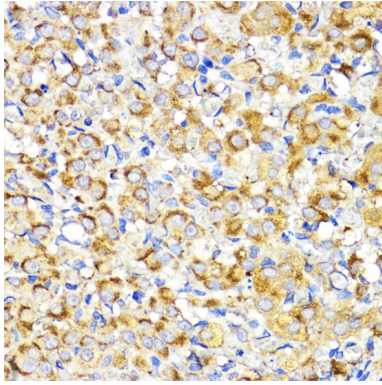
Images



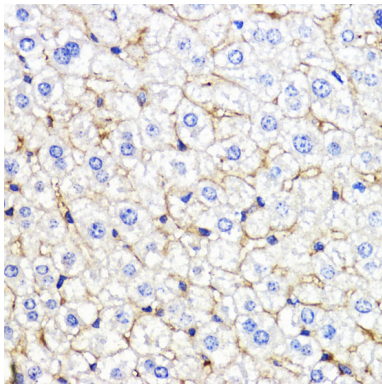
Immunohistochemistry of paraffin-embedded human tonsil using BMPR1B at dilution of 1:200 (40x lens).



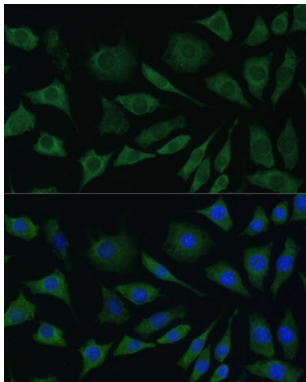
Immunohistochemistry of paraffin-embedded human gastric cancer using BMPR1B at dilution of 1:200 (40x lens).




Immunohistochemistry of paraffin-embedded rat ovary using BMPR1B at dilution of 1:200 (40x lens).



Immunohistochemistry of paraffin-embedded mouse liver using BMPR1B at dilution of 1:200 (40x lens).



Immunofluorescence analysis of L929 cells using BMPR1B at dilution of 1:100. Blue: DAPI for nuclear staining.



Western blot analysis of extracts of various cell lines, using BMPR1B at 1:1000 dilution.

Background

This gene encodes a member of the bone morphogenetic protein (BMP) receptor family of transmembrane serine/threonine kinases. The ligands of this receptor are BMPs, which are members of the TGF-beta superfamily. BMPs are involved in endochondral bone formation and embryogenesis. These proteins transduce their signals through the formation of heteromeric complexes of 2 different types of serine (threonine) kinase receptors: type I receptors of about 50-55 kD and type II receptors of about 70-80 kD. Type II receptors bind ligands in the absence of type I receptors, but they require their respective type I receptors for signaling, whereas type I receptors require their respective type II receptors for ligand binding. Mutations in this gene have been associated with primary pulmonary hypertension. Several transcript variants encoding two different isoforms have been found for this gene.

Note: This product is for in vitro research use only