

CaMKII(Ab-286) Antibody

Catalog No: #21279

Package Size: #21279-1 50ul #21279-2 100ul

Orders: order@signalwayantibody.com

Support: tech@signalwayantibody.com

Description

Product Name	CaMKII(Ab-286) Antibody
Host Species	Rabbit
Clonality	Polyclonal
Purification	Antibodies were produced by immunizing rabbits with synthetic peptide and KLH conjugates. Antibodies were purified by affinity-chromatography using epitope-specific peptide.
Applications	WB,IHC,IF
Species Reactivity	Hu Ms Rt
Specificity	The antibody detects endogenous level of total CaMKII protein.
Immunogen Type	Peptide-KLH
Immunogen Description	Peptide sequence around aa.284~288 (Q-E-T-V-D) derived from Human CaMKII.
Target Name	CaMKII
Other Names	CAMKA
Accession No.	Swiss-Prot: Q9UQM7NCBI Protein: NP_057065.2
Uniprot	Q9UQM7
GeneID	815;
SDS-PAGE MW	50kd
Concentration	1.0mg/ml
Formulation	Supplied at 1.0mg/mL in phosphate buffered saline (without Mg ²⁺ and Ca ²⁺), pH 7.4, 150mM NaCl, 0.02% sodium azide and 50% glycerol.
Storage	Store at -20°C for long term preservation (recommended). Store at 4°C for short term use.

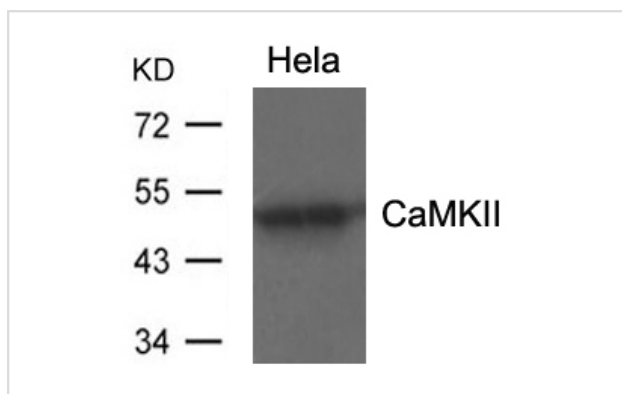
Application Details

Predicted MW: 50kd

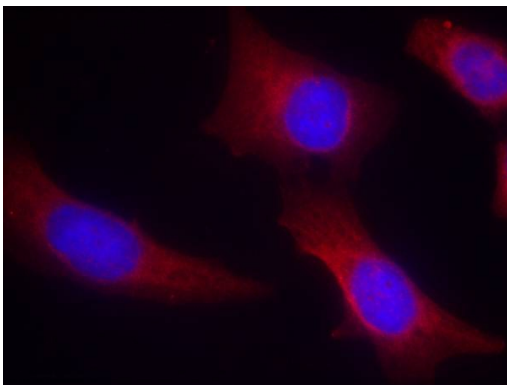
Western blotting: 1:500~1:1000

Immunofluorescence: 1:100~1:200

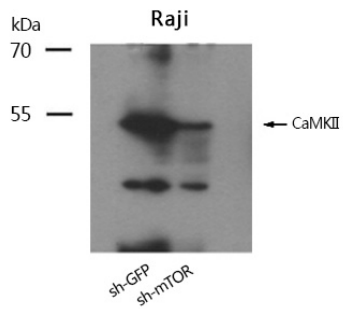
Images



Western blot analysis of extracts from HeLa using CaMKII(Ab-286) Antibody #21279.



Immunofluorescence staining of paraffin-embedded human hippocampal region tissue from the falling sickness disease using CaMKII(Ab-286) Antibody #21279.



Western blotting analysis using CaMKII(Ab-286) Antibody #21279.

Background

CaM-kinase II (CAMK2) is a prominent kinase in the central nervous system that may function in long-term potentiation and neurotransmitter release. Member of the NMDAR signaling complex in excitatory synapses it may regulate NMDAR-dependent potentiation of the AMPAR and synaptic plasticity

J Bossuyt, K Helmstadter, X Wu, et al. (2008) Ca²⁺/Calmodulin-Dependent Protein Kinase II {delta} and Protein Kinase D Overexpression Reinforce - Circulation Research, 102(6):695-702.

This article references the use of the #21279.

Note: This product is for in vitro research use only