

TOR1A Antibody

Catalog No: #32581

Package Size: #32581-1 50ul #32581-2 100ul

Orders: order@signalwayantibody.comSupport: tech@signalwayantibody.com

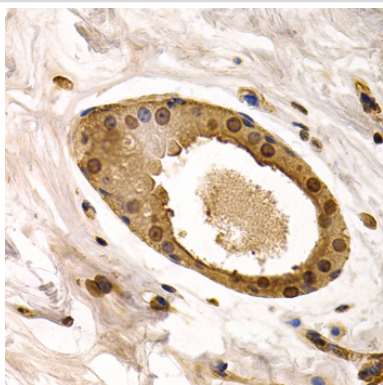
Description

Product Name	TOR1A Antibody
Host Species	Rabbit
Clonality	Polyclonal
Isotype	IgG
Purification	Affinity purification
Applications	WB,IHC
Species Reactivity	Human,Mouse,Rat
Specificity	The antibody detects endogenous level of total TOR1A protein.
Immunogen Type	Recombinant Protein
Immunogen Description	Recombinant fusion protein of human TorsinA/TOR1A (NP_000104.1).
Target Name	TOR1A
Other Names	TOR1A;DQ2;DYT1;torsin-1A
Accession No.	Uniprot:O14656GeneID:1861
Uniprot	O14656
GeneID	1861
SDS-PAGE MW	36kDa
Concentration	1.0mg/ml
Formulation	PBS with 0.02% sodium azide,50% glycerol,pH7.3.
Storage	Store at -20°C. Avoid freeze / thaw cycles.

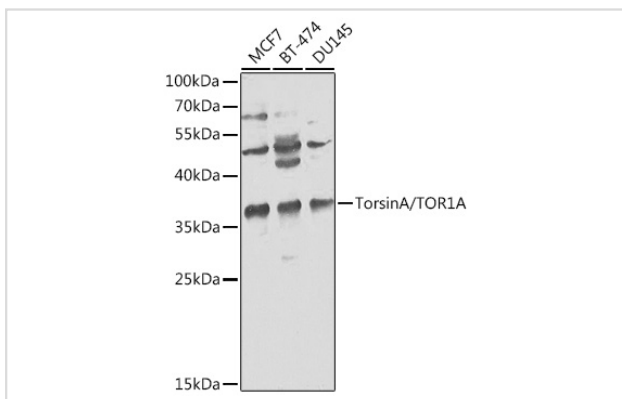
Application Details

WB □ 1:500 - 1:2000 IHC □ 1:50 - 1:200

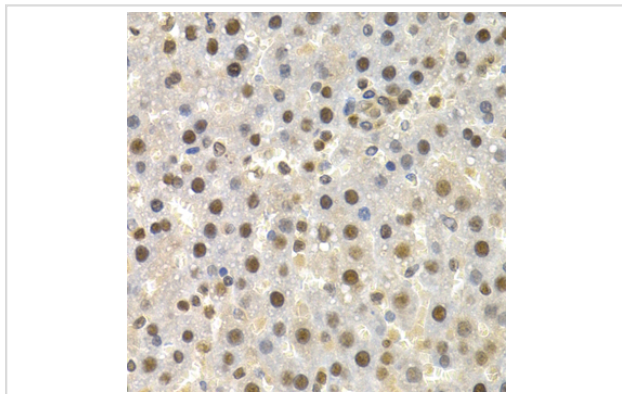
Images



Immunohistochemistry of paraffin-embedded human normal breast using TorsinA/TOR1A antibody.



Western blot analysis of extracts of various cell lines, using TorsinA/TOR1A antibody.



Immunohistochemistry of paraffin-embedded rat liver using TorsinA/TOR1A antibody.

Background

The protein encoded by this gene is a member of the AAA family of adenosine triphosphatases (ATPases), is related to the Clp protease/heat shock family and is expressed prominently in the substantia nigra pars compacta. Mutations in this gene result in the autosomal dominant disorder, torsion dystonia 1.

Note: This product is for in vitro research use only