

## RCAN1 Antibody

Catalog No: #32774

Package Size: #32774-1 50ul #32774-2 100ul

Orders: [order@signalwayantibody.com](mailto:order@signalwayantibody.com)Support: [tech@signalwayantibody.com](mailto:tech@signalwayantibody.com)

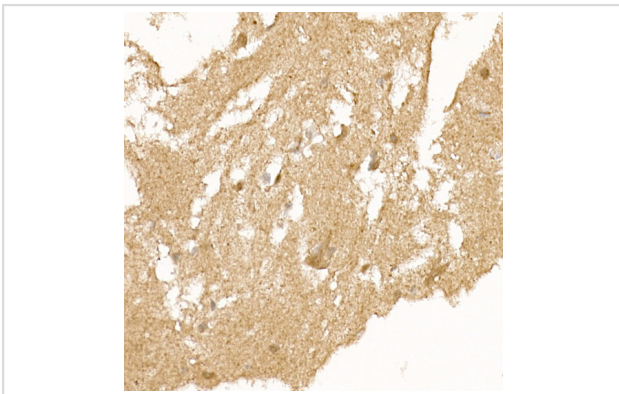
## Description

Product Name	RCAN1 Antibody
Host Species	Rabbit
Clonality	Polyclonal
Isotype	IgG
Purification	Affinity purification
Applications	WB,IHC
Species Reactivity	Human,Mouse,Rat
Specificity	The antibody detects endogenous level of total RCAN1 protein.
Immunogen Type	Recombinant Protein
Immunogen Description	Recombinant fusion protein of human RCAN1 (NP_004405.3).
Target Name	RCAN1
Other Names	RCAN1;ADAPT78;CSP1;DSC1;DSCR1;MCIP1;RCN1
Accession No.	Uniprot:P53805GeneID:1827
Uniprot	P53805
GeneID	1827
SDS-PAGE MW	31kDa
Concentration	1.0mg/ml
Formulation	PBS with 0.02% sodium azide,50% glycerol,pH7.3.
Storage	Store at -20°C. Avoid freeze / thaw cycles.

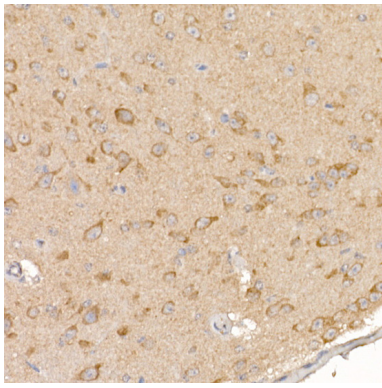
## Application Details

WB □ 1:500 - 1:2000 IHC □ 1:50 - 1:200

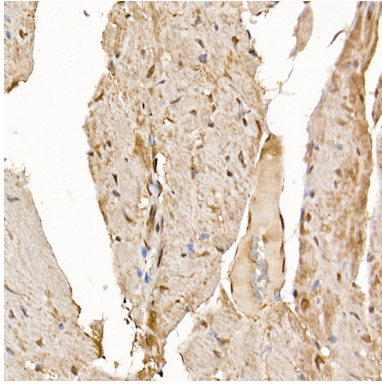
## Images



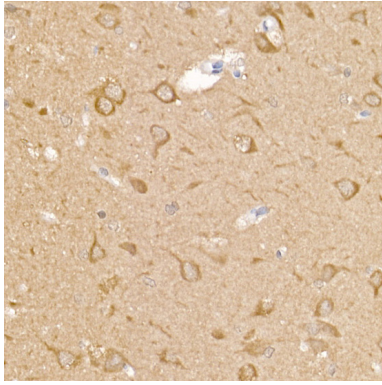
Immunohistochemistry of paraffin-embedded human brain using RCAN1 Rabbit pAb.



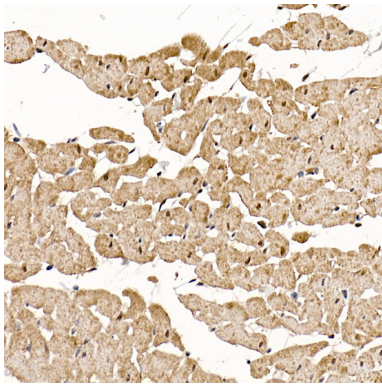
Immunohistochemistry of paraffin-embedded mouse brain using RCAN1 Rabbit pAb.



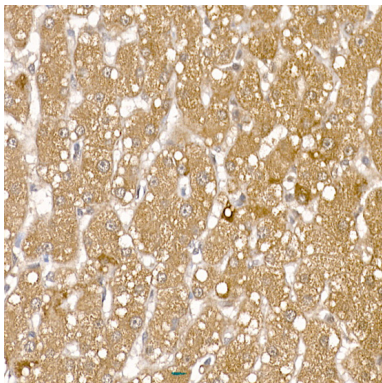
Immunohistochemistry of paraffin-embedded mouse heart using RCAN1 Rabbit pAb.



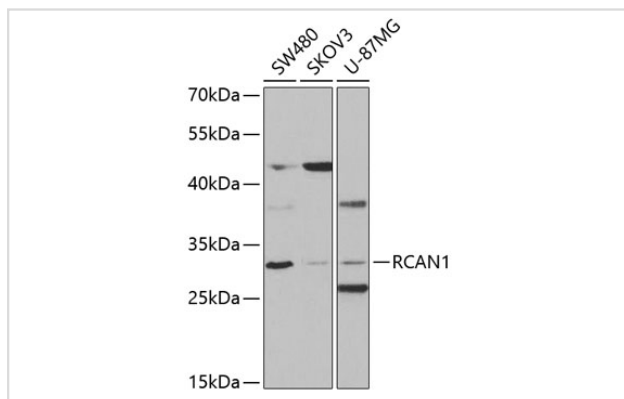
Immunohistochemistry of paraffin-embedded rat brain using RCAN1 Rabbit pAb.



Immunohistochemistry of paraffin-embedded rat heart using RCAN1 Rabbit pAb.



Immunohistochemistry of paraffin-embedded human liver using RCAN1 Rabbit pAb.



Western blot analysis of extracts of various cell lines, using RCAN1 antibody.

## Background

The protein encoded by this gene interacts with calcineurin A and inhibits calcineurin-dependent signaling pathways, possibly affecting central nervous system development. This gene is located in the minimal candidate region for the Down syndrome phenotype, and is overexpressed in the brain of Down syndrome fetuses. Chronic overexpression of this gene may lead to neurofibrillary tangles such as those associated with Alzheimer disease. Alternative splicing results in multiple transcript variants.

Note: This product is for in vitro research use only