

## VAPB Antibody

Catalog No: #32803

Package Size: #32803-1 50ul #32803-2 100ul

Orders: order@signalwayantibody.com

Support: tech@signalwayantibody.com

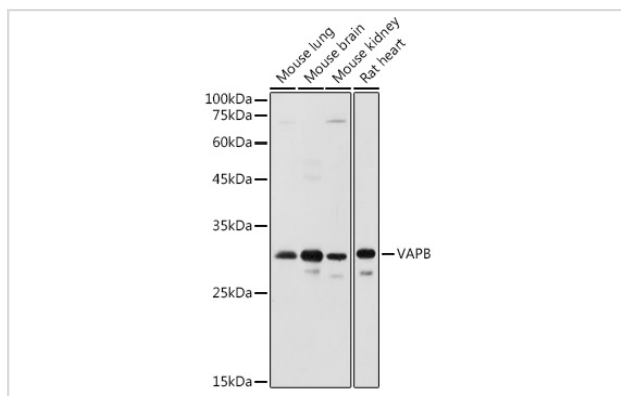
## Description

Product Name	VAPB Antibody
Host Species	Rabbit
Clonality	Polyclonal
Isotype	IgG
Purification	Affinity purification
Applications	WB,IHC,IF
Species Reactivity	Human,Mouse,Rat
Specificity	The antibody detects endogenous level of total VAPB protein.
Immunogen Type	Recombinant Protein
Immunogen Description	Recombinant fusion protein of human VAPB (NP_004729.1).
Target Name	VAPB
Other Names	VAPB;ALS8;VAMP-B;VAP-B
Accession No.	Uniprot:O95292GeneID:9217
Uniprot	O95292
GeneID	9217
SDS-PAGE MW	27KDa
Concentration	1.0mg/ml
Formulation	PBS with 0.02% sodium azide,50% glycerol,pH7.3.
Storage	Store at -20°C. Avoid freeze / thaw cycles.

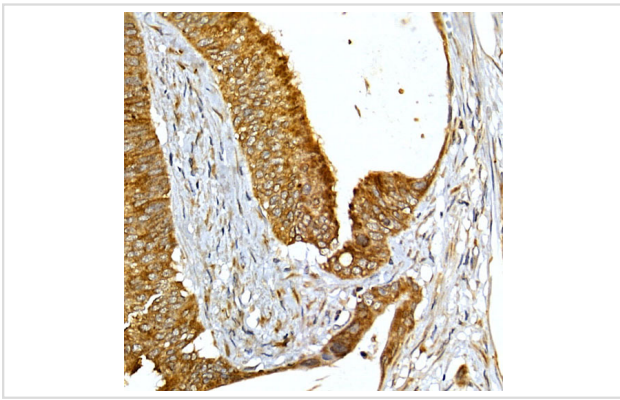
## Application Details

WB □ 1:500 - 1:2000 IHC □ 1:50 - 1:200 IF □ 1:20 - 1:50

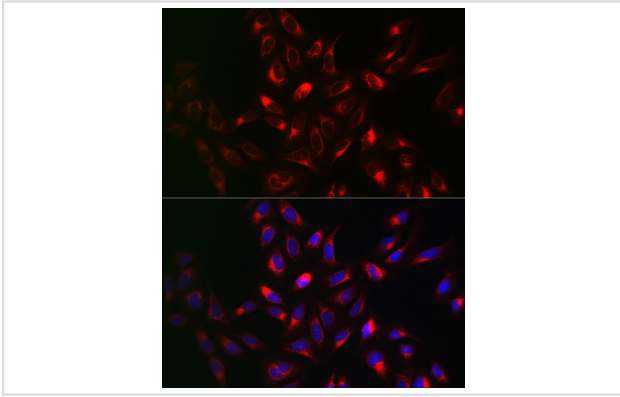
## Images



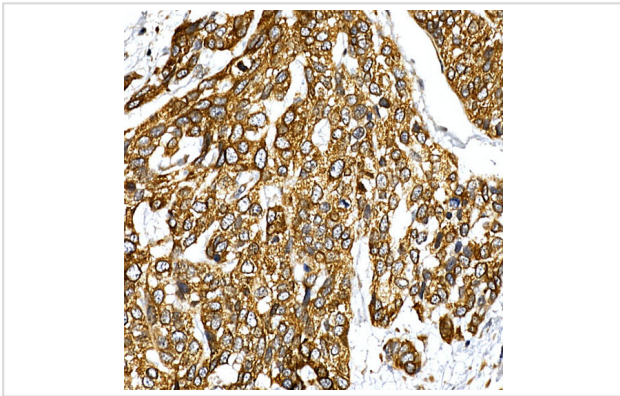
Western blot analysis of extracts of various cell lines, using VAPB antibody.



Immunohistochemistry of paraffin-embedded human colon carcinoma using VAPB Rabbit pAb.



Immunofluorescence analysis of U2OS cells using VAPB Rabbit pAb.



Immunohistochemistry of paraffin-embedded human esophageal cancer using VAPB Rabbit pAb.

## Background

The protein encoded by this gene is a type IV membrane protein found in plasma and intracellular vesicle membranes. The encoded protein is found as a homodimer and as a heterodimer with VAPA. This protein also can interact with VAMP1 and VAMP2 and may be involved in vesicle trafficking.

Note: This product is for in vitro research use only