

## DBI Antibody

Catalog No: #32810

Package Size: #32810-1 50ul #32810-2 100ul

Orders: [order@signalwayantibody.com](mailto:order@signalwayantibody.com)Support: [tech@signalwayantibody.com](mailto:tech@signalwayantibody.com)

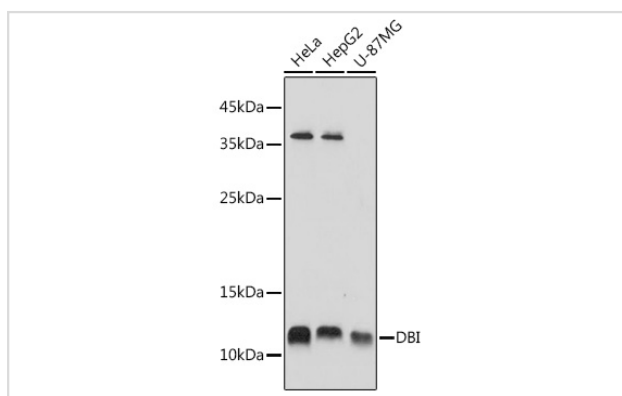
## Description

Product Name	DBI Antibody
Host Species	Rabbit
Clonality	Polyclonal
Isotype	IgG
Purification	Affinity purification
Applications	WB,IHC,IF
Species Reactivity	Human,Mouse,Rat
Specificity	The antibody detects endogenous level of total DBI protein.
Immunogen Type	Recombinant Protein
Immunogen Description	Recombinant fusion protein of human DBI (NP_001171513.1).
Target Name	DBI
Other Names	DBI;ACBD1;ACBP;CCK-RP;EP
Accession No.	Uniprot:P07108GeneID:1622
Uniprot	P07108
GeneID	1622
SDS-PAGE MW	11kDa
Concentration	1.0mg/ml
Formulation	PBS with 0.02% sodium azide,50% glycerol,pH7.3.
Storage	Store at -20°C. Avoid freeze / thaw cycles.

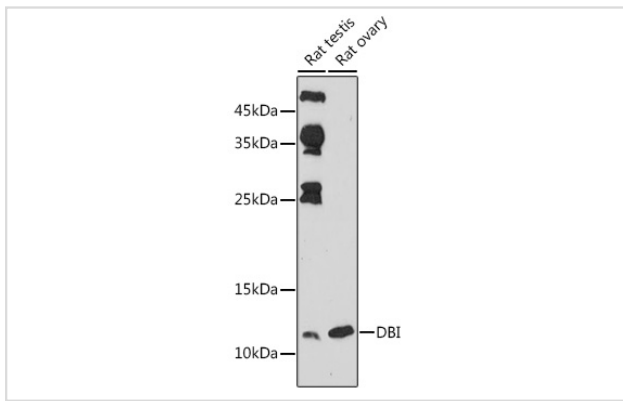
## Application Details

WB 1:500 - 1:2000 IHC 1:50 - 1:200 IF 1:50 - 1:200

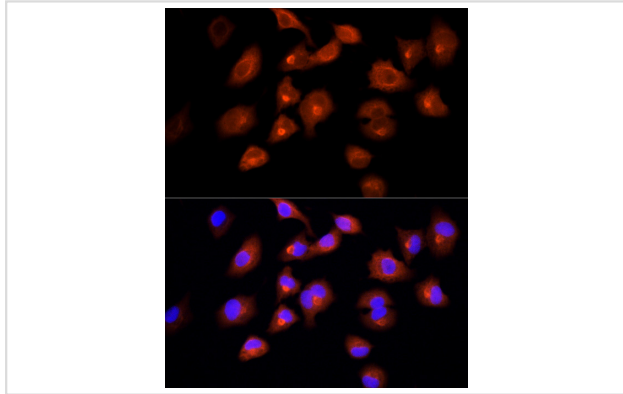
## Images



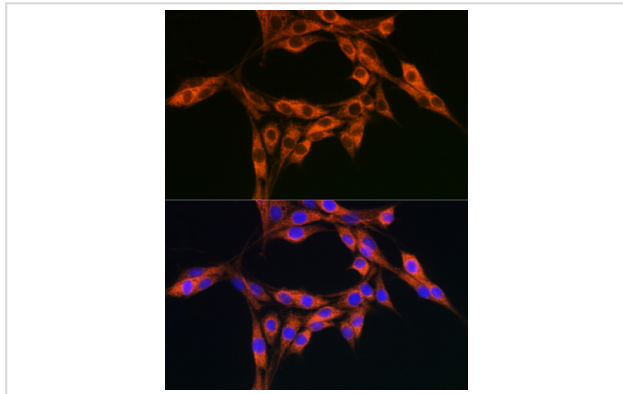
Western blot analysis of extracts of various cell lines, using DBI antibody.



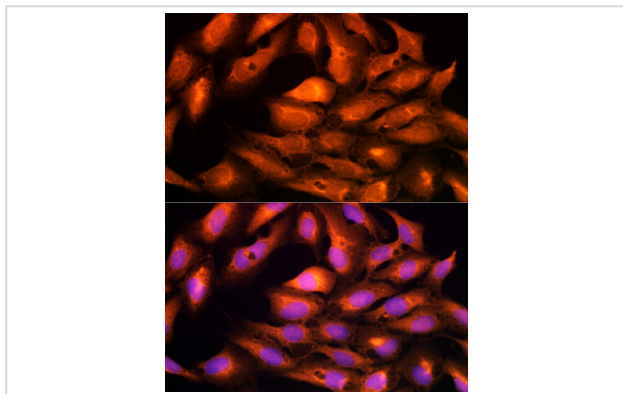
Western blot analysis of extracts of various cell lines, using DBI antibody.



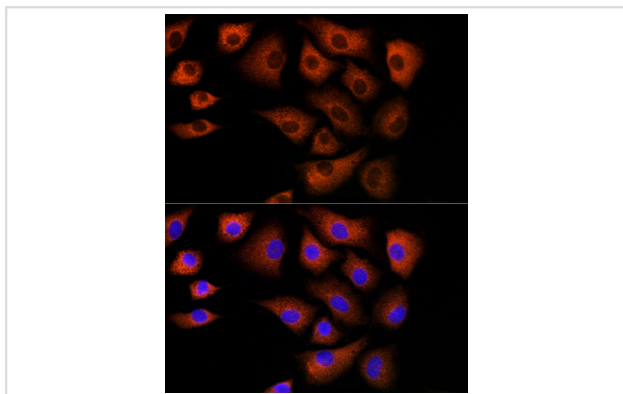
Immunofluorescence analysis of A-549 cells using DBI Rabbit pAb.



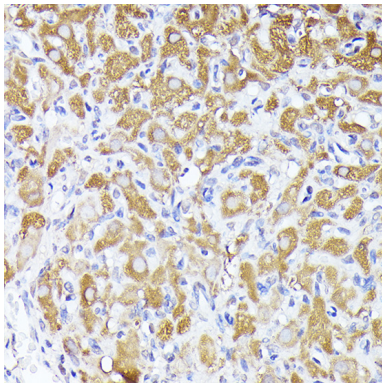
Immunofluorescence analysis of PC-12 cells using DBI Rabbit pAb.



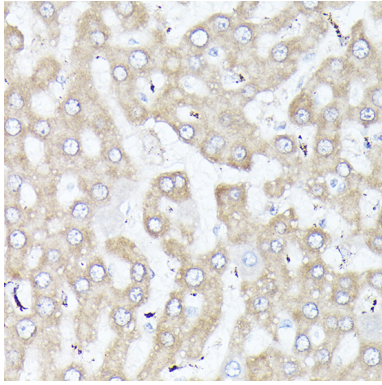
Immunofluorescence analysis of U2OS cells using DBI Rabbit pAb.



Immunofluorescence analysis of NIH/3T3 cells using DBI Rabbit pAb.



Immunohistochemistry of paraffin-embedded rat ovary using DBI Rabbit pAb.



Immunohistochemistry of paraffin-embedded rat liver using DBI Rabbit pAb.

## Background

This gene encodes diazepam binding inhibitor, a protein that is regulated by hormones and is involved in lipid metabolism and the displacement of beta-carbolines and benzodiazepines, which modulate signal transduction at type A gamma-aminobutyric acid receptors located in brain synapses. The protein is conserved from yeast to mammals, with the most highly conserved domain consisting of seven contiguous residues that constitute the hydrophobic binding site for medium- and long-chain acyl-Coenzyme A esters. Diazepam binding inhibitor is also known to mediate the feedback regulation of pancreatic secretion and the postprandial release of cholecystokinin, in addition to its role as a mediator in corticotropin-dependent adrenal steroidogenesis. Three pseudogenes located on chromosomes 6, 8 and 16 have been identified. Multiple transcript variants encoding different isoforms have been described for this gene.

Note: This product is for in vitro research use only