

GFRA1 Antibody

Catalog No: #32812

Package Size: #32812-1 50ul #32812-2 100ul

Orders: order@signalwayantibody.com

Support: tech@signalwayantibody.com

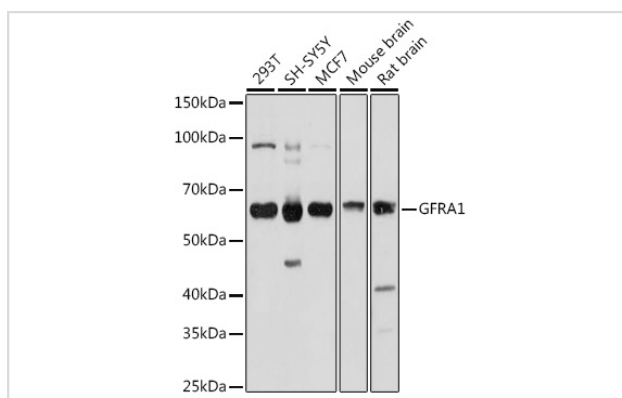
Description

Product Name	GFRA1 Antibody
Host Species	Rabbit
Clonality	Polyclonal
Isotype	IgG
Purification	Affinity purification
Applications	WB,IHC,IF
Species Reactivity	Human,Mouse,Rat
Specificity	The antibody detects endogenous level of total GFRA1 protein.
Immunogen Type	Recombinant Protein
Immunogen Description	Recombinant fusion protein of human GFRA1 (NP_665736.1).
Target Name	GFRA1
Other Names	GFRA1;GDNFR;GDNFRA;GFR-ALPHA-1;RET1L;RETL1;TRNR1
Accession No.	Uniprot:P56159GeneID:2674
Uniprot	P56159
GeneID	2674
SDS-PAGE MW	55kDa
Concentration	1.0mg/ml
Formulation	PBS with 0.02% sodium azide,50% glycerol,pH7.3.
Storage	Store at -20°C. Avoid freeze / thaw cycles.

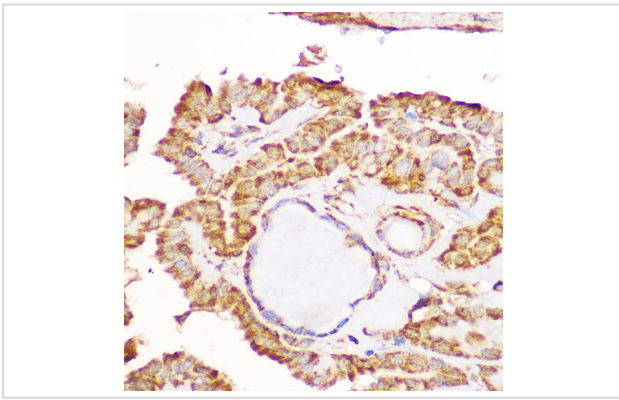
Application Details

WB □ 1:500 - 1:2000 IHC □ 1:50 - 1:200 IF □ 1:50 - 1:200

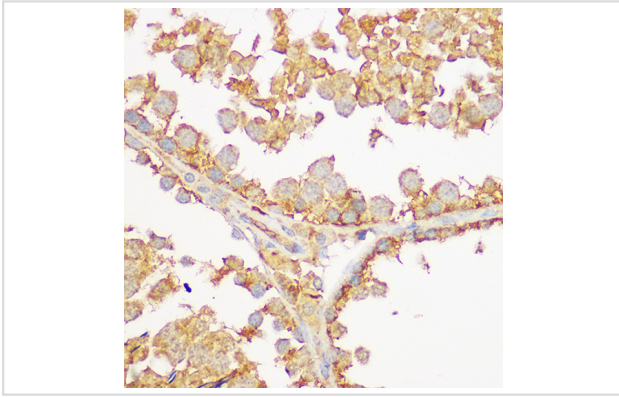
Images



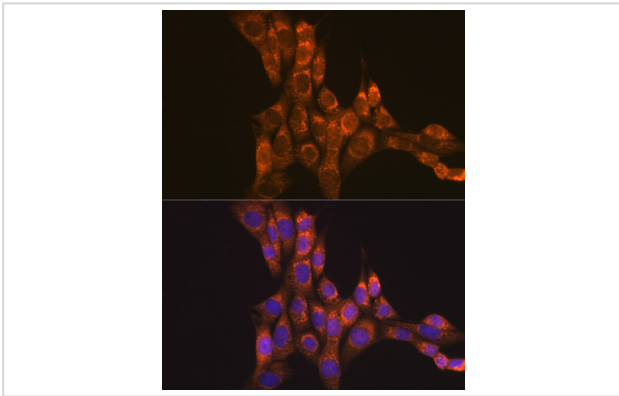
Western blot analysis of extracts of various cell lines, using GFRA1 antibody.



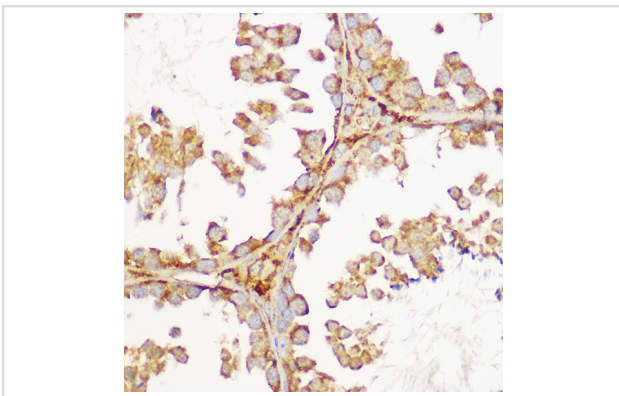
Immunohistochemistry of paraffin-embedded human thyroid cancer using GFRA1 Rabbit pAb.



Immunohistochemistry of paraffin-embedded rat testis using GFRA1 Rabbit pAb.



Immunofluorescence analysis of NIH-3T3 cells using GFRA1 Rabbit pAb.



Immunohistochemistry of paraffin-embedded mouse testis using GFRA1 Rabbit pAb.

Background

This gene encodes a member of the glial cell line-derived neurotrophic factor receptor (GDNFR) family of proteins. The encoded preproprotein is proteolytically processed to generate the mature receptor. Glial cell line-derived neurotrophic factor (GDNF) and neurturin (NTN) are two structurally related, potent neurotrophic factors that play key roles in the control of neuron survival and differentiation. This receptor is a glycosylphosphatidylinositol (GPI)-linked cell surface receptor for both GDNF and NTN, and mediates activation of the RET tyrosine kinase receptor. This gene is a candidate gene for Hirschsprung disease. Alternative splicing results in multiple transcript variants, at least one of which encodes a preproprotein that is proteolytically processed.

Note: This product is for in vitro research use only