

MERTK Antibody

Catalog No: #32851

Package Size: #32851-1 50ul #32851-2 100ul

Orders: order@signalwayantibody.com

Support: tech@signalwayantibody.com

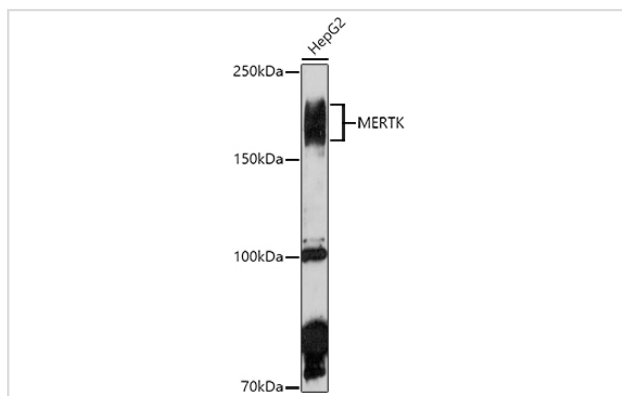
Description

Product Name	MERTK Antibody
Host Species	Rabbit
Clonality	Polyclonal
Isotype	IgG
Purification	Affinity purification
Applications	WB,IHC
Species Reactivity	Human,Mouse,Rat
Specificity	The antibody detects endogenous level of total MERTK protein.
Immunogen Type	Recombinant Protein
Immunogen Description	Recombinant fusion protein of human MERTK (NP_006334.2).
Target Name	MERTK
Other Names	MERTK;MER;RP38;Tyro12;c-Eyk;c-mer
Accession No.	Uniprot:Q12866GeneID:10461
Uniprot	Q12866
GeneID	10461
SDS-PAGE MW	150-200KDa
Concentration	1.0mg/ml
Formulation	PBS with 0.02% sodium azide,50% glycerol,pH7.3.
Storage	Store at -20°C. Avoid freeze / thaw cycles.

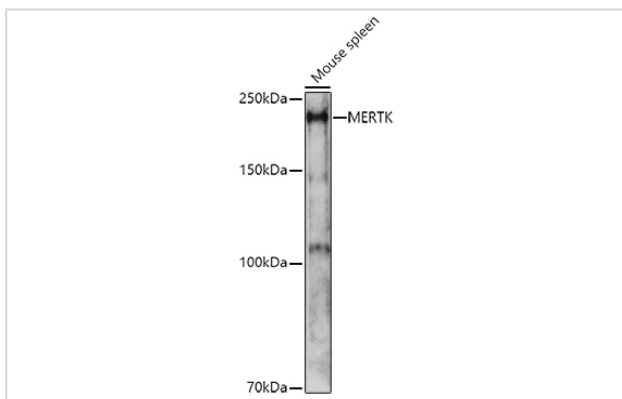
Application Details

WB □ 1:500 - 1:2000 IHC □ 1:50 - 1:200

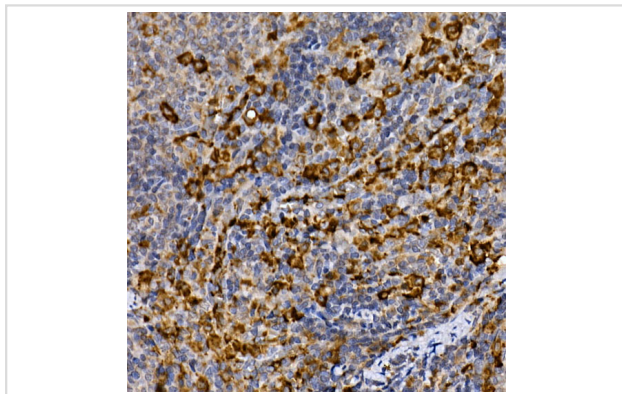
Images



Western blot analysis of extracts of HepG2 cells, using MERTK antibody.



Western blot analysis of extracts of Mouse spleen, using MERTK antibody.



Immunohistochemistry of paraffin-embedded rat spleen using MERTK Rabbit pAb.

Background

This gene is a member of the MER/AXL/TYRO3 receptor kinase family and encodes a transmembrane protein with two fibronectin type-III domains, two Ig-like C2-type (immunoglobulin-like) domains, and one tyrosine kinase domain. Mutations in this gene have been associated with disruption of the retinal pigment epithelium (RPE) phagocytosis pathway and onset of autosomal recessive retinitis pigmentosa (RP).

Note: This product is for in vitro research use only