

CDC34 Antibody

Catalog No: #32860

Package Size: #32860-1 50ul #32860-2 100ul

Orders: order@signalwayantibody.comSupport: tech@signalwayantibody.com

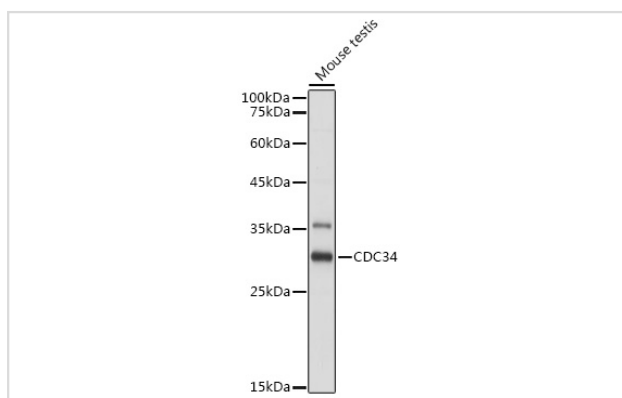
Description

Product Name	CDC34 Antibody
Host Species	Rabbit
Clonality	Polyclonal
Isotype	IgG
Purification	Affinity purification
Applications	WB,IF
Species Reactivity	Human,Mouse,Rat
Specificity	The antibody detects endogenous level of total CDC34 protein.
Immunogen Type	Recombinant Protein
Immunogen Description	Recombinant fusion protein of human CDC34 (NP_004350.1).
Target Name	CDC34
Other Names	CDC34;E2-CDC34;UBC3;UBCH3;UBE2R1
Accession No.	Uniprot:P49427GeneID:997
Uniprot	P49427
GeneID	997
SDS-PAGE MW	32KDa
Concentration	1.0mg/ml
Formulation	PBS with 0.02% sodium azide,50% glycerol,pH7.3.
Storage	Store at -20°C. Avoid freeze / thaw cycles.

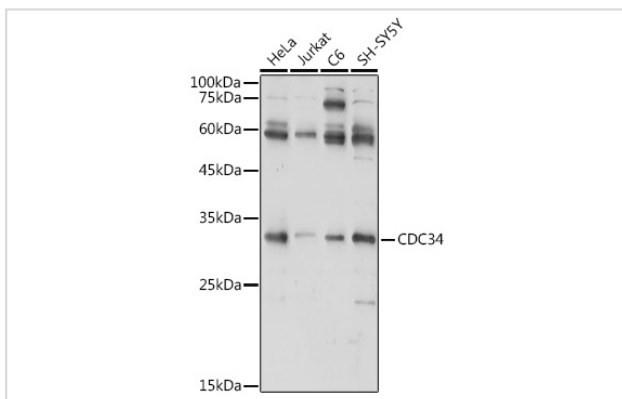
Application Details

WB □ 1:500 - 1:2000 IF □ 1:50 - 1:200

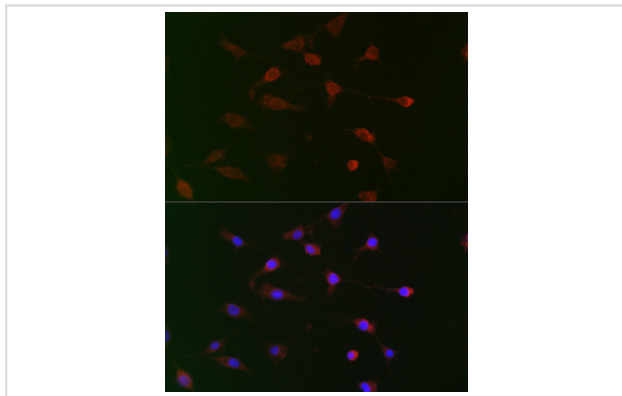
Images



Western blot analysis of extracts of Mouse testis, using CDC34 antibody.



Western blot analysis of extracts of various cell lines, using CDC34 antibody.



Immunofluorescence analysis of BALB-3T3 cells using CDC34 Rabbit pAb.

Background

The protein encoded by this gene is a member of the ubiquitin-conjugating enzyme family. Ubiquitin-conjugating enzyme catalyzes the covalent attachment of ubiquitin to other proteins. This protein is a part of the large multiprotein complex, which is required for ubiquitin-mediated degradation of cell cycle G1 regulators, and for the initiation of DNA replication.

Note: This product is for in vitro research use only