

GALNS Antibody

Catalog No: #32862

Package Size: #32862-1 50ul #32862-2 100ul

Orders: order@signalwayantibody.com

Support: tech@signalwayantibody.com

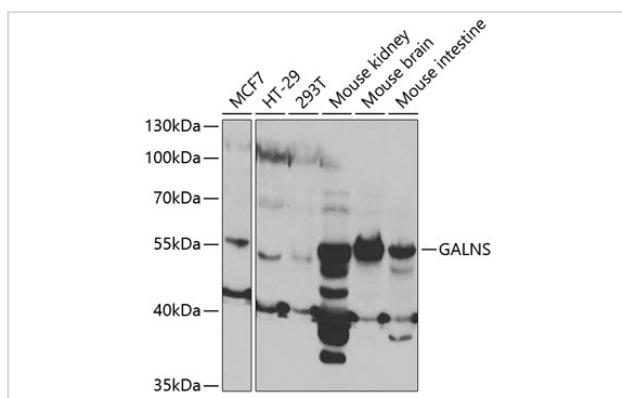
Description

Product Name	GALNS Antibody
Host Species	Rabbit
Clonality	Polyclonal
Isotype	IgG
Purification	Affinity purification
Applications	WB,IF
Species Reactivity	Human,Mouse,Rat
Specificity	The antibody detects endogenous level of total GALNS protein.
Immunogen Type	Recombinant Protein
Immunogen Description	Recombinant fusion protein of human GALNS (NP_000503.1).
Target Name	GALNS
Other Names	GALNS;GALNAC6S;GAS;GalN6S;MPS4A
Accession No.	Uniprot:P34059GeneID:2588
Uniprot	P34059
GeneID	2588
SDS-PAGE MW	55kDa
Concentration	1.0mg/ml
Formulation	PBS with 0.02% sodium azide,50% glycerol,pH7.3.
Storage	Store at -20°C. Avoid freeze / thaw cycles.

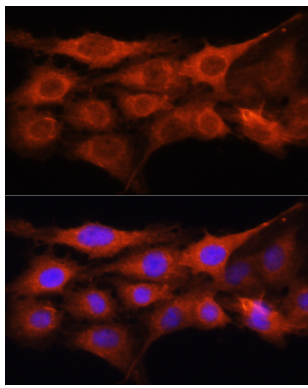
Application Details

WB □ 1:500 - 1:2000 IF □ 1:50 - 1:200

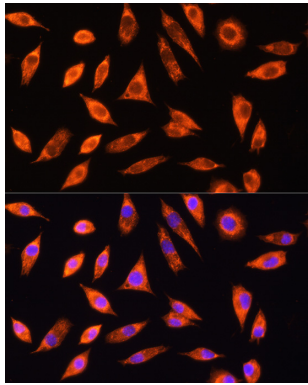
Images



Western blot analysis of extracts of various cell lines, using GALNS antibody.



Immunofluorescence analysis of C6 cells using GALNS Rabbit pAb.



Immunofluorescence analysis of L929 cells using GALNS Rabbit pAb.

Background

This gene encodes N-acetylgalactosamine-6-sulfatase which is a lysosomal exohydrolase required for the degradation of the glycosaminoglycans, keratan sulfate, and chondroitin 6-sulfate. Sequence alterations including point, missense and nonsense mutations, as well as those that affect splicing, result in a deficiency of this enzyme. Deficiencies of this enzyme lead to Morquio A syndrome, a lysosomal storage disorder.

Note: This product is for in vitro research use only