

## ICAM1 Antibody

Catalog No: #32918

Package Size: #32918-1 50ul #32918-2 100ul

Orders: order@signalwayantibody.com

Support: tech@signalwayantibody.com

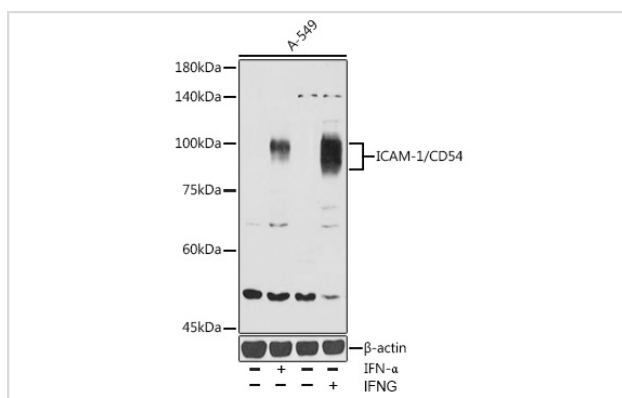
## Description

Product Name	ICAM1 Antibody
Host Species	Rabbit
Clonality	Polyclonal
Isotype	IgG
Purification	Affinity purification
Applications	WB,IHC,IF
Species Reactivity	Human,Mouse,Rat
Specificity	The antibody detects endogenous level of total ICAM1 protein.
Immunogen Type	Recombinant Protein
Immunogen Description	Recombinant fusion protein of human ICAM-1/CD54 (NP_000192.2).
Target Name	ICAM1
Other Names	BB2;CD54;P3.58;ICAM1
Accession No.	Uniprot:P05362GenelD:3383
Uniprot	P05362
GenelD	3383
SDS-PAGE MW	89KDa/92KDa
Concentration	1.0mg/ml
Formulation	PBS with 0.02% sodium azide,50% glycerol,pH7.3.
Storage	Store at -20°C. Avoid freeze / thaw cycles.

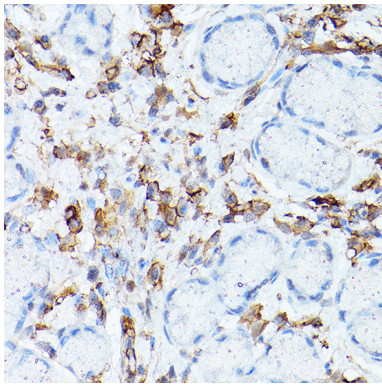
## Application Details

WB □ 1:500 - 1:2000 IHC □ 1:50 - 1:200 IF □ 1:50 - 1:200

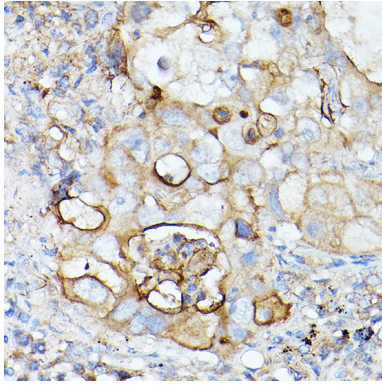
## Images



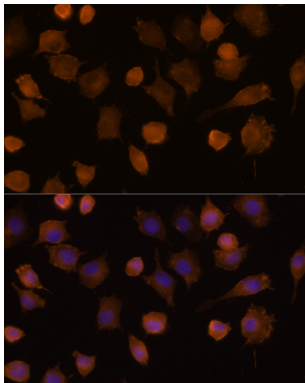
Western blot analysis of extracts of A-549 cells, using ICAM-1/CD54 antibody.



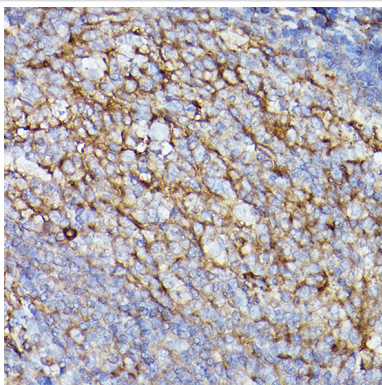
Immunohistochemistry of paraffin-embedded human gastric cancer using ICAM-1/CD54 Rabbit pAb.



Immunohistochemistry of paraffin-embedded human lung cancer using ICAM-1/CD54 Rabbit pAb.



Immunofluorescence analysis of L929 cells using ICAM-1/CD54 Rabbit pAb.



Immunohistochemistry of paraffin-embedded human tonsil using ICAM-1/CD54 Rabbit pAb.

## Background

This gene encodes a cell surface glycoprotein which is typically expressed on endothelial cells and cells of the immune system. It binds to integrins of type CD11a / CD18, or CD11b / CD18 and is also exploited by Rhinovirus as a receptor.

Note: This product is for in vitro research use only